

# MINI HIFI COMPONENT SYSTEM

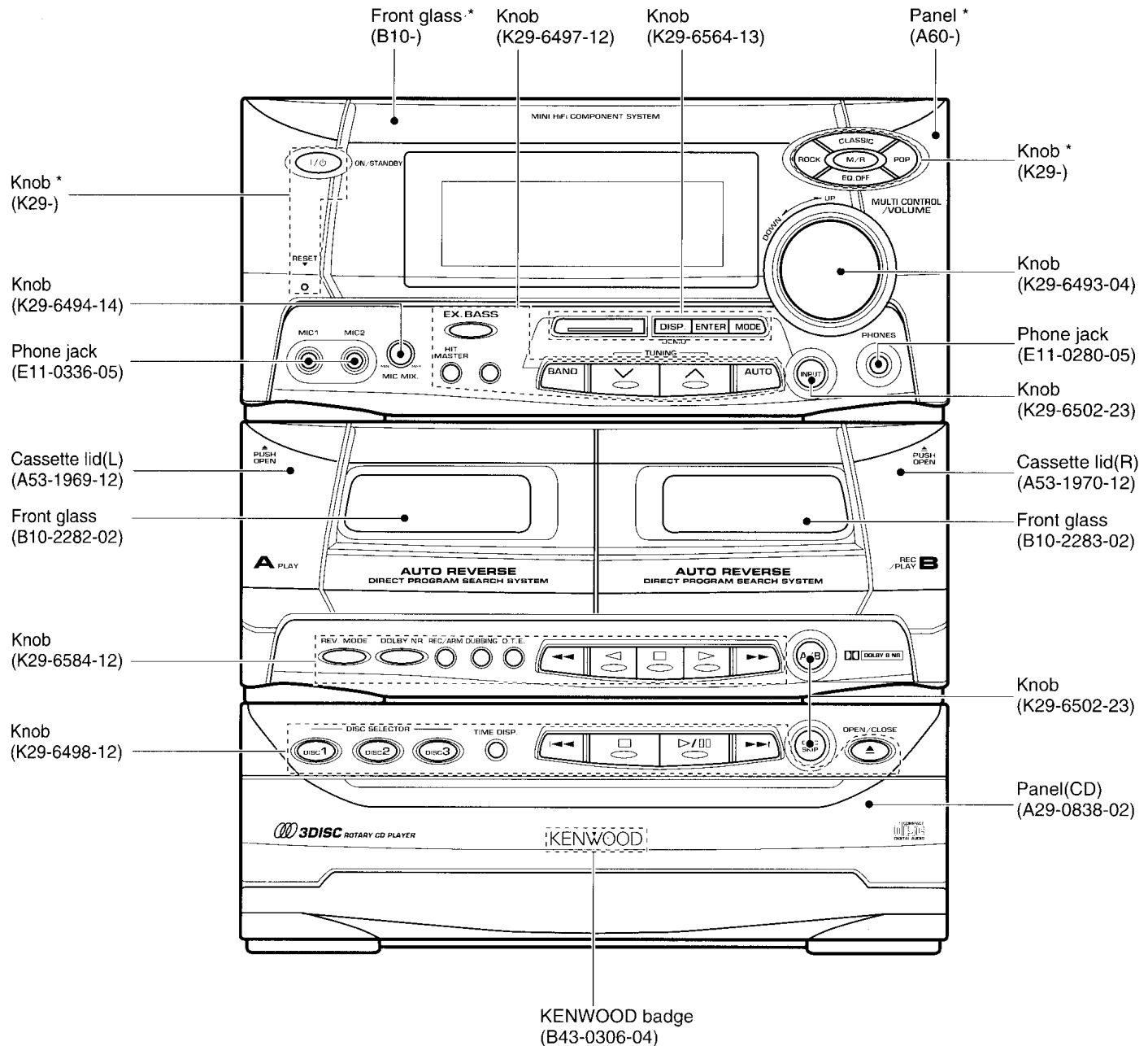
RXD-500/500W/520S/550/550W/  
560/700/700W/710/720S/  
750/750W/760

## SERVICE MANUAL

(XD-500~760\*\*)

# KENWOOD

© 1997-3/B51-5300-00 (K/K) 4185



\* Refer to parts list on page 56.

In compliance with Federal Regulations, following are reproductions of labels on, or inside the product relating to laser product safety.

\*\*Refer to page 2 if you want to know system configuration.

KENWOOD-Corp. certifies this equipment conforms to DHHS Regulations No. 21 CFR 1040. 10, Chapter 1, Subchapter J.

**DANGER : Laser radiation when open and interlock defeated. AVOID DIRECT EXPOSURE TO BEAM.**

# RXD-500/700

## CONTENTS / ACCESSORIES

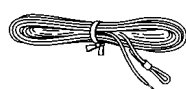
### Contents

CONTENTS / ACCESSORIES .....	2	WIRING DIAGRAM .....	17
EXTERNAL VIEW .....	3	PC BOARD .....	18
DISASSEMBLY FOR REPAIR .....	4	SCHEMATIC DIAGRAM .....	27
BLOCK DIAGRAM .....	5	EXPLODED VIEW .....	53
CIRCUIT DESCRIPTION .....	6	PARTS LIST .....	56
ADJUSTMENT .....	12	SPECIFICATIONS .....	73

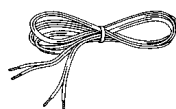
### Accessories

Please confirm that the following accessories are present.

FM indoor antenna .....(1)  
(T90-0801-05) : KPMIXY  
(T90-0809-05) : TEQ



Speaker cords ..... (2)  
(E30-5156-08) : LS-N500 series  
(E30-5120-08) : LS-N700 series

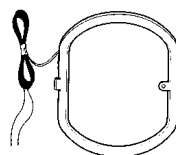


Remote control unit .....(1)  
(A70-1106-05) : MIXY.....RC-H3  
(A70-1119-05) : TEQ.....RC-H3R  
(A70-1145-05) : KP.....RC-H3K

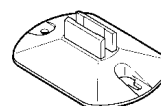


Battery cover (A09-0374-08)

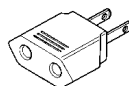
Loop antenna .....(1) (T90-0820-05)




AM loop antenna stand .....(1)  
(J19-3645-05)



AC plug adapter..... (1)  
(E03-0115-05)



Batteries (R6/AA) .....(2)



(A70-1120-05) : MIXY.....RC-H2  
(A70-1122-05) : TEQ.....RC-H2R  
(A70-1146-05) : KP.....RC-H2K

### Remocon configuration

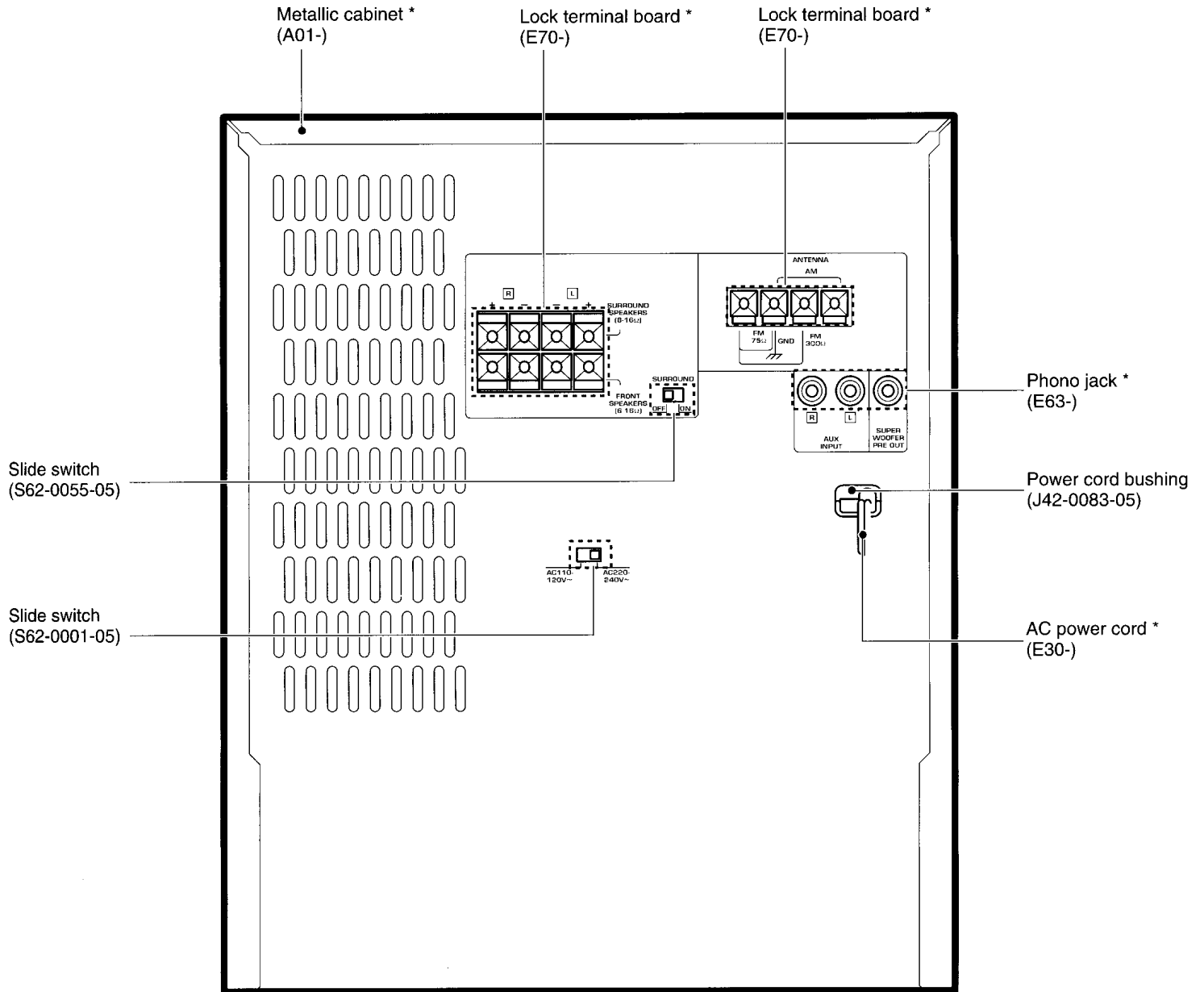
PART NAME	MODEL NAME	TYPE
A70-1106-05	RXD-700/710/750/760	MIXY
A70-1119-05	RXD-700/750W	TEQ
A70-1145-05	RXD-750	KP
A70-1120-05	RXD-500/520S/550/560	MIXY
A70-1122-05	RXD-500/500W/550W	TEQ
A70-1146-05	RXD-500/550	KP

### System configuration

SYSTEM	MAIN UNIT	SPEAKER
XD-500/W	RXD-500	LS-N500
	RXD-500	LS-N700
	RXD-500W	LS-N500
XD-520S	RXD-520S	LS-N700
XD-550/W	RXD-550	LS-N550
	RXD-550	LS-N750
	RXD-550W	LS-N550
XD-560	RXD-560	LS-N750
XD-700/W	RXD-700	LS-N700
	RXD-700W	LS-N700
XD-710	RXD-710	LS-N700
XD-720S	RXD-720S	LS-N700
XD-750/W	RXD-750	LS-N750
	RXD-750/W	LS-N750
XD-760	RXD-760	LS-N750

# RXD-500/700

## EXTERNAL VIEW



\* Illustration is M type.

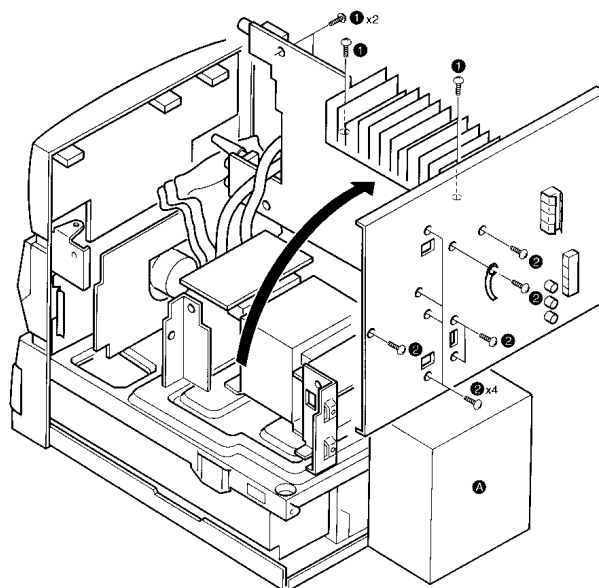
\* Refer to parts list on page 56.

# RXD-500/700

## DISASSEMBLY FOR REPAIR

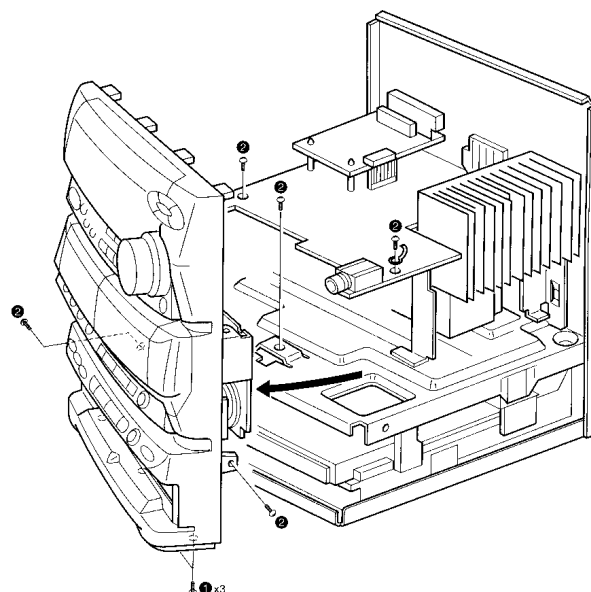
### 1. How to remove the main PCB.

- (1) Remove the 4 screws ❶.
- (2) Remove the 9 screws ❷.
- (3) Lay the rear panel with left side downward on the small box A.



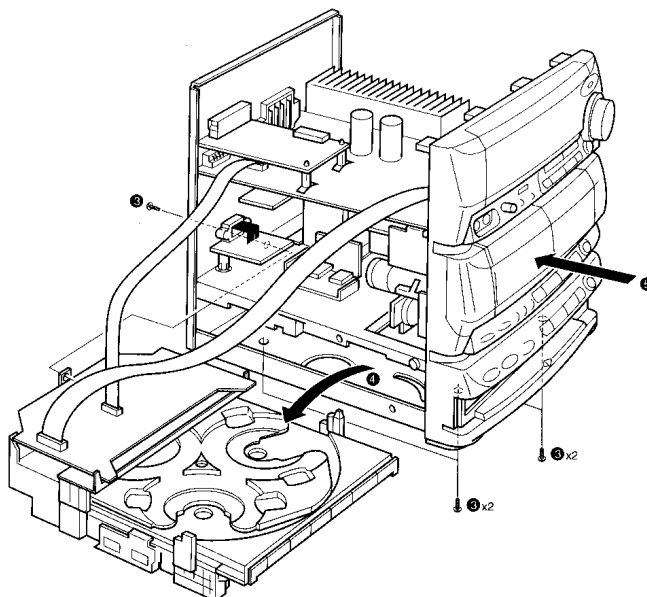
### 2. How to remove the front panel.

- (1) Remove the 3 screws ❶.
- (2) Remove the 5 screws ❷.
- ※ Remove the deck mechanism only with the fixed frame on the panel.

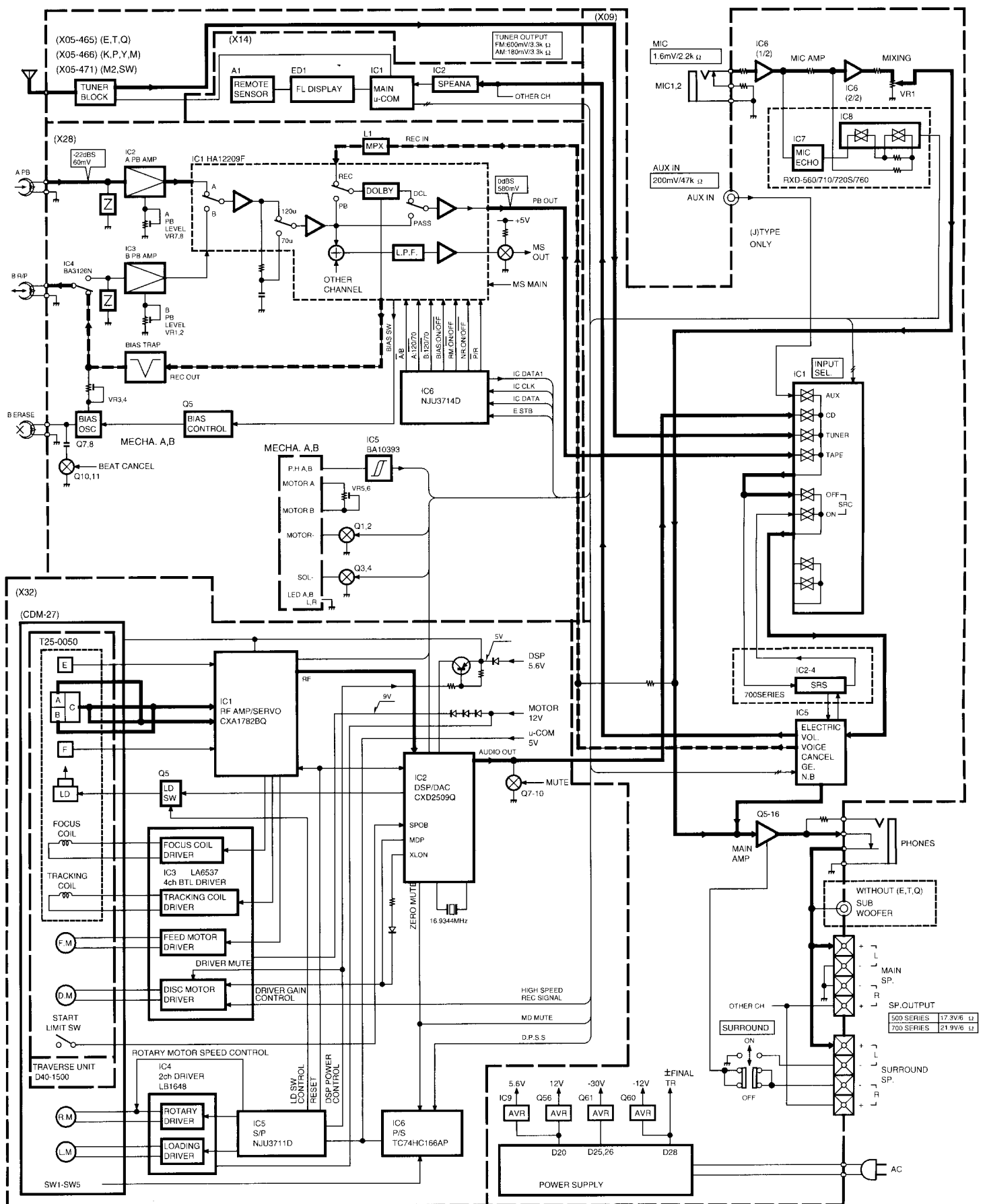


### 3. How to remove CD mechanism (After remove the front panel)

- (3) Remove the 5 screws ❸, then remove CD mechanism(❹) with the laid set.
- (4) Assemble the front panel then check (+) position.



## BLOCK DIAGRAM



RXD-500/700

# RXD-500/700

## CIRCUIT DESCRIPTION

### 1. Initialization

#### 1-1 Setting of initial conditions

While pressing the [ENTER] key, plug the AC cord into the AC power outlet.

#### 1-2 Initializing operation

- A microcomputer is initialized for start when the AC power is turned on while pressing the [ENTER] key. At that time, CD mechanism and MD mechanism are also initialized.
- During the initial operation, the display shows "INITIALIZE" and after that the clock blinks up on display.

#### 1-3 Initial items and back up data

	ITEMS	
AMP	※POWER	OFF
	※VOLUME	15
	※BALANCE	CENTER
	MUTING	OFF
	※EQ	OFF
	※EQ. MANU	FLAT
	※EX. BASS	ON
	※SRS 3D	OFF
	S. DIRECT	NONE
	※INPUT SEL	TUNER
	※AUX INPUT	0 (-6dB)
	※REC LEVEL	-17
	※N. B.	OFF
	ECHO	NONE
	※3D LEVEL	0
	※REF/MANU	REF
	※DEMO	ON

※back up data

	ITEMS	
TUNER	※BAND	FM
	※LAST f	LIMIT
	※LAST Pch	---
	※AUTO/MONO	AUTO
CLOCK TIMER	※Pch	TEST f
	※CLOCK	AM 12 : 00
	※PROG ON	AM 12 : 00
	※PROG OFF	AM 12 : 00
	※PRO MODE	PLAY
	※SOURCE	TUNER
DECK	※Pch	1
	※EXE	OFF
	※OTT	OFF
	SLEEP	OFF
	※DIRECTION	FORWARD
	※RVS MODE	▷
	※DOLBY NR	OFF
	A/B	B
	ACTIVE MODE	STOP
	PLAY MODE	TRACK
CD	REPEAT	OFF
	RANDOM	OFF
	PLAY MODE	STOP
	TIME	SINGLE

#### 1-4 Mechanism initialization

##### 1-4-1 CD mechanism

- Disc unclamps (traverse down)
- Rotary tray rotates (1/3 rotation)
- If a mechanism error occurs, "C" is indicated on the display.

##### 1-4-2 DECK mechanism

- When initial condition becomes NG for the third time, decide the error.  
The error condition is displayed as "X" on the display.

##### 1-4-3 Error display

C ERR or X ERR

## CIRCUIT DESCRIPTION

### 2. TUNER preset frequency

c h	Distination									
	K 1		K 2		K 3		E 1		E 2	
1	FM	97.50MHz	FM	97.50MHz	FM	97.50MHz	FM	97.50MHz	FM	97.50MHz
2	FM	108.00MHz	FM	108.00MHz	FM	108.00MHz	FM	108.00MHz	FM	108.00MHz
3	AM	630kHz	AM	630kHz	AM	630kHz	AM	630kHz	AM	630kHz
4	AM	1000kHz	AM	1000kHz	AM	1000kHz	AM	999kHz	AM	999kHz
5	AM	1440kHz	AM	1440kHz	AM	1440kHz	AM	1440kHz	AM	1440kHz
6	AM	1610kHz	AM	1610kHz	AM	1610kHz	AM	1602kHz	AM	1602kHz
7	AM	1700kHz	FM	87.50MHz	FM	87.50MHz	FM	87.50MHz	LW	162kHz
8	FM	87.50MHz	FM	87.50MHz	FM	87.50MHz	FM	87.50MHz	LW	216kHz
9	FM	87.50MHz	FM	87.50MHz	FM	87.50MHz	FM	87.50MHz	LW	270kHz
1 0	FM	89.10MHz	FM	89.10MHz	FM	89.10MHz	FM	89.10MHz	FM	89.10MHz
1 1	FM	87.50MHz	FM	87.50MHz	FM	87.50MHz	FM	87.50MHz	LW	279kHz
1 2	FM	90.00MHz	FM	90.00MHz	FM	90.00MHz	FM	90.00MHz	FM	90.00MHz
1 3	FM	106.00MHz	FM	106.00MHz	FM	106.00MHz	FM	106.00MHz	FM	106.00MHz
1 4	AM	530kHz	AM	530kHz	AM	530kHz	AM	531kHz	AM	531kHz
1 5	FM	87.50MHz	FM	87.50MHz	FM	87.50MHz	FM	87.50MHz	LW	153kHz
1 6	FM	98.00MHz	FM	98.00MHz	FM	98.00MHz	FM	98.00MHz	FM	98.00MHz
1 7	FM	98.50MHz	FM	98.50MHz	FM	98.50MHz	FM	98.50MHz	FM	98.50MHz
1 8	FM	87.50MHz	FM	87.50MHz	FM	87.50MHz	FM	87.50MHz	LW	216kHz
1 9	AM	990kHz	AM	990kHz	AM	990kHz	AM	990kHz	AM	990kHz
2 0	FM	97.40MHz	FM	97.40MHz	FM	97.40MHz	FM	97.70MHz	FM	97.70MHz
2 1	FM	87.50MHz	FM	87.50MHz	FM	87.50MHz	FM	87.50MHz	FM	87.50MHz
2 2	FM	87.50MHz	FM	87.50MHz	FM	87.50MHz	FM	87.50MHz	FM	87.50MHz
2 3	FM	87.50MHz	FM	87.50MHz	FM	87.50MHz	FM	87.50MHz	FM	87.50MHz
2 4	FM	87.50MHz	FM	87.50MHz	FM	87.50MHz	FM	87.50MHz	FM	87.50MHz
2 5	FM	87.50MHz	FM	87.50MHz	FM	87.50MHz	FM	87.50MHz	FM	87.50MHz
2 6	FM	87.50MHz	FM	87.50MHz	FM	87.50MHz	FM	87.50MHz	FM	87.50MHz
2 7	FM	87.50MHz	FM	87.50MHz	FM	87.50MHz	FM	87.50MHz	FM	87.50MHz
2 8	FM	87.50MHz	FM	87.50MHz	FM	87.50MHz	FM	87.50MHz	FM	87.50MHz
2 9	FM	87.50MHz	FM	87.50MHz	FM	87.50MHz	FM	87.50MHz	FM	87.50MHz
3 0	FM	87.50MHz	FM	87.50MHz	FM	87.50MHz	FM	87.50MHz	FM	87.50MHz
3 1	FM	87.50MHz	FM	87.50MHz	FM	87.50MHz	FM	87.50MHz	FM	87.50MHz
3 2	FM	87.50MHz	FM	87.50MHz	FM	87.50MHz	FM	87.50MHz	FM	87.50MHz
3 3	FM	87.50MHz	FM	87.50MHz	FM	87.50MHz	FM	87.50MHz	FM	87.50MHz
3 4	FM	87.50MHz	FM	87.50MHz	FM	87.50MHz	FM	87.50MHz	FM	87.50MHz
3 5	FM	87.50MHz	FM	87.50MHz	FM	87.50MHz	FM	87.50MHz	FM	87.50MHz
3 6	FM	87.50MHz	FM	87.50MHz	SW	17.00MHz	FM	87.50MHz	FM	87.50MHz
3 7	FM	87.50MHz	FM	87.50MHz	SW	6.50MHz	FM	87.50MHz	FM	87.50MHz
3 8	FM	87.50MHz	FM	87.50MHz	SW	17.90MHz	FM	87.50MHz	FM	87.50MHz
3 9	FM	87.50MHz	FM	87.50MHz	SW	5.90MHz	FM	87.50MHz	FM	87.50MHz
4 0	FM	87.50MHz	FM	87.50MHz	SW	11.00MHz	FM	87.50MHz	FM	87.50MHz

## CIRCUIT DESCRIPTION

### 3. Destination list of tuner

Desti- nation	DSW				Band	Receiving frequency range	Channel space	IF	RF	PORT 47
	3(D23)	2(D22)	1(D21)	0(D20)						
K1	0	0	0	0	FM	87.5MHz~108.0MHz	100kHz	+10.7MHz	25kHz	0
K2	0	0	0	1	AM	530kHz~1700kHz	10kHz	+450kHz	10kHz	0
					FM	87.5MHz~108.0MHz	100kHz	+10.7MHz	25kHz	1
K3	1	0	0	1	AM	530kHz~1610kHz	10kHz	+450kHz	10kHz	0
					FM	87.5MHz~108.0MHz	100kHz	+10.7MHz	25kHz	1
					MW	530kHz~1610kHz	10kHz	+450kHz	10kHz	0
E1	0	0	1	1	SW	5.9MHz~17.9MHz	5kHz	+450kHz	5kHz	0
					FM	87.5MHz~108.0MHz	50kHz	+10.7MHz	25kHz	0
E2	0	1	0	0	AM	531kHz~1602kHz	9kHz	+450kHz	9kHz	0
					FM	87.5MHz~108.0MHz	50kHz	+10.7MHz	25kHz	0
					MW	531kHz~1602kHz	9kHz	+450kHz	9kHz	0
E3	1	0	1	1	LW	153kHz~279kHz	9kHz	+450kHz	9kHz	0
					FM	87.5MHz~108.0MHz	50kHz	+10.7MHz	25kHz	0
					MW	531kHz~1602kHz	9kHz	+450kHz	9kHz	0
E1	0	1	0	1	SW	5.9MHz~17.9MHz	5kHz	+450kHz	5kHz	0
					FM	87.5MHz~108.0MHz	50kHz	+10.7MHz	25kHz	0
RDS	0	1	1	0	AM	531kHz~1602kHz	9kHz	+450kHz	9kHz	0
E2					FM	87.5MHz~108.0MHz	50kHz	+10.7MHz	25kHz	0
RDS					MW	531kHz~1602kHz	9kHz	+450kHz	9kHz	0
Q	0	1	1	1	LW	153kHz~279kHz	9kHz	+450kHz	9kHz	0
					FML	65.0MHz~74.0MHz	10kHz	+10.7MHz	5kHz	1
					FMH	87.5MHz~108.0MHz	50kHz	+10.7MHz	5kHz	0
					MW	531kHz~1602kHz	9kHz	+450kHz	9kHz	0
					LW	153kHz~279kHz	9kHz	+450kHz	9kHz	0

DIODE SW : 0 = Without diode (When static, input low)  
1 = With diode (When static, input high)

### 4. Test mode

#### 4-1 Test mode of the receiver

##### 4-1-1 Setting of the test mode

While pressing the [INPUT] key or [Band] key, plug the AC power cord in AC outlet.

##### 4-1-2 Canceling of the test mode

Unplug the AC power cord.

##### 4-1-3 Condition in test mode

POWER ..... ON

SELECTOR ... AUX (in case of [INPUT] key)  
TUNER (in case of [BAND] key)

FL, LED ..... All the fluorescent display indicators and LEDs light. (The all illuminated state is cleared by pressing any main unit key or remocon key.)

EX. BASS ..... OFF

REC LEVEL ... All position 0dB (REC 80)

##### 4-1-4 All RAM clear

While pressing [HIT MASTER] key, plug the AC power cord into AC power output, the all RAM cleared.

##### 4-1-5 Basic operation in test mode.

- (1) The muting during mode selection is not controlled in the test mode.
- (2) The REC out level is fixed to 0dB (MAX).
- (3) The test mode is cancelled when the AC power is turned OFF.
- (4) The operation of the keys in the test mode, as follows.

##### 4-1-6 The operation of the keys in the test mode.

###### (1) DISP/DEMO key

When this key is pressed in the test mode, all the fluorescent light off and normal display are indicated cyclically.

###### (2) TEST (KEY6-KR0)

If this matrix (KEY6-KR0) is ON when setting the test mode, the RDS indication is available on the display with the selector on TUNER.

###### (3) DISC 1~3 keys

With the selector on AUX, when the DISC 1~3 keys are operated, the 3D level settings can be made as follows.

- ① DISC 1 ..... 3D ON level -10 (Min)
- ② DISC 2 ..... 3D ON level 0 (Center)
- ③ DISC 3 ..... 3D ON level +10 (Max)



## CIRCUIT DESCRIPTION

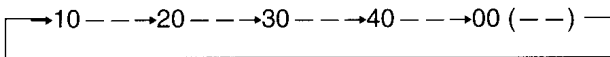
### (4) DISC SKIP key (S level display)

With the selector in TUNER, the fluorescent changes cyclically as follows by pressing the [DISC SKIP] key.

- ① ATT is switched OFF. "ATT OFF XX"
- ② ATT is switched ON. "ATT ON XX"
- ③ ATT is switched OFF. Normal display  
XX means A/D value (HEX) of S.

### (5) CD STOP key

With the selector on TUNER, when the [CD STOP] key operated, the preset memory can be changed as 10 steps.



### (6) AUTO, TUNING UP/DOWN

With the selector on something other than TUNER, the E.Q (Flat, Min, Max) settings can be made by pressing the [AUTO] key and the tuning [UP] [DOWN] keys.

- |                   |          |
|-------------------|----------|
| [AUTO] key        | E.Q Flat |
| TUNING [DOWN] key | E.Q Min  |
| TUNING [UP] key   | E.Q Max  |

### (7) CD SKIP UP/DOWN keys

With the selector on TUNER, the P. CALL is operated by pressing the skip UP/DOWN keys.

- |                 |              |
|-----------------|--------------|
| SKIP [UP] key   | P.CALL up    |
| SKIP [DOWN] key | P. CALL down |

### (8) CD OPEN/CLOSE keys

With the selector on TUNER, the channel space settings can be mad cyclically by pressing the OPEN/CLOSE keys with E1, E3, K2 and K3 version.

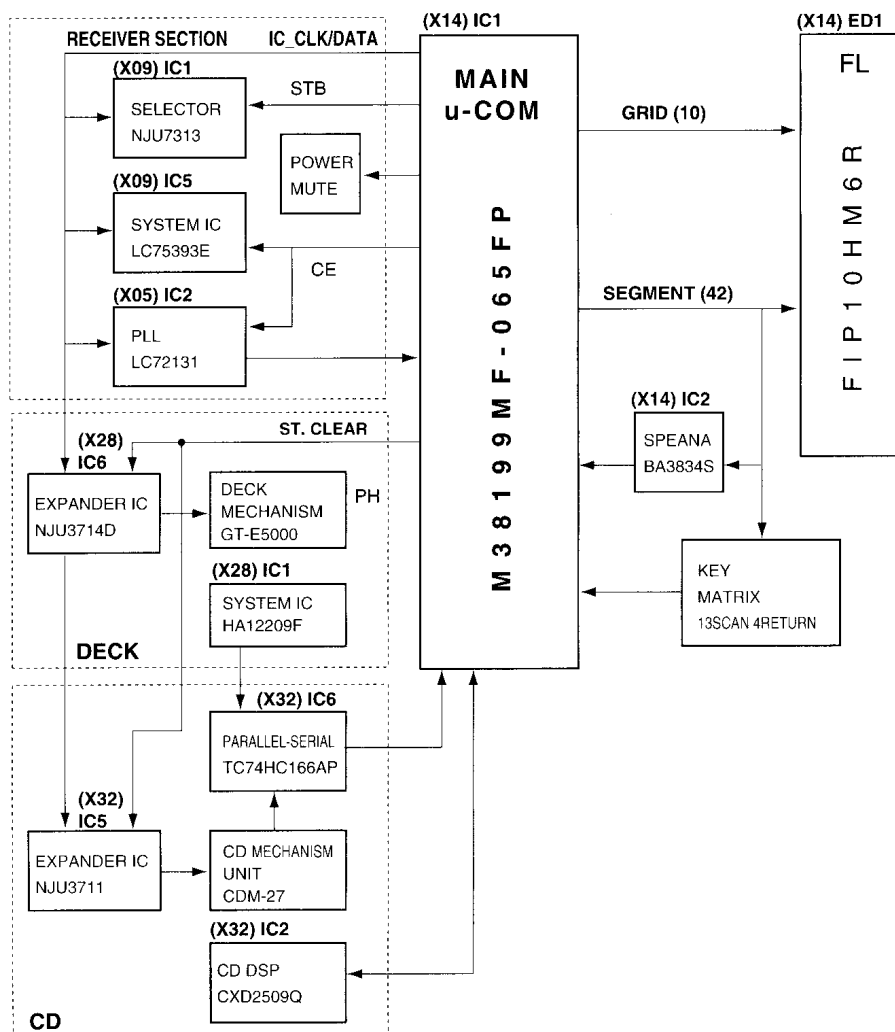
### (9) Other keys

During the test mode, it can be operated in a special manner that is different from an ordinary operation by using the keys on the main body, specifically as shown in the following table.

TAPE KEY	INDICATION OF VOL. VALUE	Press mode key in the AUX mode	
		1 time	2 times
		BALANCE	INPUT LEVEL
RVS MODE	1	L	-12
DOLBY NR	44 (MID)	CENTER	-3
A/B	86 (MAX)	R	+3
DUBBING	...		-7
O.T.E	...		-2

## 5. Main microprocessor

### 5-1 Microprocessor periphery block diagram



# RXD-500/700

## CIRCUIT DESCRIPTION

### 5-2 Pin description

Pin No.	I/O	Name	Description
1	I	SPEANA	Speana input (A/D convertor input)
2	I	CW	Rotary encoder input B
3	I	CCW	Rotary encoder input A
4	I	A-PH	A photo sensor input
5	I	B-PH	B photo sensor input
6	O	POWER	Power control H : ON L : OFF
7	I/O	SDATA	Serial communication data
8	I/O	SBUSY	Serial communication busy
9	I	PLL-DO	PLL (LC72131)data input
10	O	PLL-CE/E VOL CE	PLL (LC72131)/E. Vol (chip enable)
11	I	RDS S LEVEL	RDS signal level
	O	ECHO A	Echo A change-over (M type only)
12	I	RDS-DATA	RDS data signal input
	O	ECHO B	Echo B change-over (M type only)
13	O	IC-DATA	Selector/PLL/E. Volume/Expander IC (data)
14	O	IC-CLK	Selector/PLL/E. Volume/Expander IC (Clock)
15	O	CD-XLAT	CD latch output (CXA1782BQ, CXD2509Q)
16	I	SENSE	CD sense input (CXA1782BQ, CXD2509Q)
17	O	PS-LOAD	Parallel serial IC load H : Shift L : Load
18	I	PS-SIN	Parallel serial IC data
19	O	CD-CLK	CD DSP clock (CXD2509Q)
20	O	SQCK	Sub cord clock(CXA 1782BQ, CXD2509Q)
21	O	CD-DATA	CD IC DATA
22	I	SUBQ	Sub code data
23	O	E-STB	Expander IC strobe control
24	O	SRS LED	3D stereo LED H : ON L : OFF
25	O	A-MUTE	Mute control H : OFF L : ON
26	O	E. VOL ATT	E. Vol attenuation H : ON L : OFF
27	O	ENFA/POLAR	Emphasis change-over (M type only ) H : 100K L : 50K Polar change-over (Q type only) H : FM L : OTHER
28	O	IC-CLR	Expander IC reset H : Normal L : Reset
29	I	CE	Power failure input H : AC ON L : AC OFF
30	I	SCOR	Sub code synchronism signal (CXD2509Q)
31	O	SEL-STB	Selector IC strobe
32	I	REM	Remote control input
33	I	PROTECT	Protection input H : Protect L : Normal
34	I	RDS-CLK	RDS IC clock
35	I	RESET	Reset H : Normal L : Reset
36	I	Xcin	Timer clock input/output(32.768kHz)
37	O	Xcout	
38	I	Xin	Main clock input/output(8.38MHz)
39	O	Xout	
40		Vss	(GND)
41~44	I	KR0~KR3	Key return 0~3 H : ON
45~54	O	DIG1~DIG10	FL grid 1G~10G
55~73	O	SEG41~SECT23	FL segment SEG41~SEG23
74~76	O	SEG22/BP OUT3~SEG20/BP OUT1	FL segment SEG22~SEG20/band pass control 3~1
77~81	O	SEG19~SEG15	FL segment SEG19~SEG15
82~90	O	SEG14 / KS15/~SEG6/KS7	FL segment SEG14~SEG6/Key scan KS15~KS7
91		Vcc	u-com power supply
92~97	O	SEG5/KS6/~SEG0/KS1	FL segment SEG5~SEG0/Key scan KS6~KS1
98		Vee	Pull down power supply
99		AVss	A/D GND
100		Vref	A/D reference voltage

## CIRCUIT DESCRIPTION

### 5-3 Expander IC port description

#### 5-3-1 CD section NJU3711 (X32,IC5)

Pin No	Pin Name	I/O	Name	Description	
1	P3	O	ICRST	CD IC RESET	H=NORMAL L=RESET
2	P4	O	LMF	LOAD MOTOR CONTROL FORWARD	H=ON L=OFF
3	P5	O	BRKM	ROTARY MOTOR CONTROL(BRAKE)	H=NORMAL L=BRAKE
4	VSS		VSS	GND	
5	P6	O	LMR	LOAD MOTOR CONTROL REVERSE	
6	P7	O	RMR	ROTARY MOTOR CONTROL REVERSE	H=ON L=OFF
7	P8	O	RMF	ROTARY MOTOR CONTROL FORWARD	H=ON L=OFF
8	DATA	I	DATA	INPUT DATA	
9	CLK	I	CLK	CLOCK	
10	STB	I	STB	STROBE	
11	CLR	I	CLR	DATA CLEAR	
12	P1	O	DC-OFF	CD IC POWER SUPPLY CONTROL	H=OFF L=ON
13	P2	O	LDC	CD LAZER	H=OFF L=ON
14	VDD		VDD	POWER SUPPLY	

#### 5-3-2 Input expander IC (parallel-serial)

X32, IC6(TC74HC166AP)

Pin No	Name	I/O	Description	
2	CD/MD MUTE	I	CD/MD MUTING	H : MUTE OFF      L : MUTE ON
3	UP SW	I	CD UP SW	H : OFF      L : ON
4	LD SW	I	CD LOAD SW	H : OFF      L : ON
5	UNLOAD	I	CD UNLOAD SW	H : ON      L : OFF
10	PSSW	I	CD MECHANISM POSITION SW	H : OFF      L : ON
11	STSW	I	CD MECHANISM STOP SW	H : OFF      L : ON
12	DNSW	I	CD DOWN SW	H : OFF      L : ON
14	DPSS	I	NO USED	

# RXD-500/700

## ADJUSTMENT

### 1. Tuner adjustment

#### X05-465x

NO.	ITEM	INPUT SETTINGS	OUTPUT SETTINGS	TUNER SETTINGS	ALIGNMENT POINTS	ALIGN FOR	FIG.
1	DISCRIMINATOR	(A) 98 MHz, 60dB $\mu$ (ANT INPUT) 1 kHz, $\pm 40$ kHz DEV : E/T/Q TYPE 1 kHz, $\pm 75$ kHz DEV (OTHER TYPE)	Connect a DC voltmeter between pin 1 and pin2 of CN2.	MONO 98.0 MHz	L31	0V	(a)
					L32 (EXCEPT K/P)	Minimum distortion.	
2	DISTORTION (STEREO)	(C) 98 MHz, 60dB $\mu$ (ANT INPUT) 1 kHz, $\pm 40$ kHz DEV : E/T/Q TYPE 1 kHz, $\pm 67.5$ kHz DEV PILOT $\pm 7.5$ kHz DEV OTHER TYPE	(B)	AUTO 98.0 MHz	IFT (A1)	Minimum distortion.	(a)

#### X05-4660

NO.	ITEM	INPUT SETTINGS	OUTPUT SETTINGS	TUNER SETTINGS	ALIGNMENT POINTS	ALIGN FOR	FIG.
1	DISTORTION (STEREO)	(A) 98 MHz, 60dB $\mu$ (ANT INPUT) 1 kHz, $\pm 67.5$ kHz DEV PILOT: $\pm 7.5$ kHz DEV	(B)	AUTO 98.0 MHz	IFT (A1)	Minimum distortion.	(a)

#### X05-4710

No.	ITEM	INPUT SETTING	OUTPUT SETTING	TUNER MODE	ALIGNMENT POINTS	ALIGN FOR	FIG.
1	DISCRIMINATOR	(A) 98MHz 1kHz, 75kHzdev 60dBuV(AND input)	Connect a DC voltmeter to CN2	MONO 98.0MHz	L5	0V	(a)
2	DISTORTION (STEREO)	(C) 98MHz 1kHz, $\pm 67.5$ kHzdev Pilot, $\pm 7.5$ kHzdev 60dBuV(ANT input)	(B)	AUTO 98.0MHz	IFT (A1)	Minimum distortion	(a)
3	SENSITIVITY (SW)	(D) 6.5MHz 400Hz 30%mod 30dBuV(ANT input)	(B)	6.5MHz	L2	Maximum output	(a)

#### X04-1313 Q TYPE (65MHz~74MHz BAND)

NO.	ITEM	INPUT SETTINGS	OUTPUT SETTINGS	TUNER SETTINGS	ALIGNMENT POINTS	ALIGN FOR	FIG.
1	VCO	(E) 69 MHz, 60 dB $\mu$ (ANT INPUT) 1 kHz, 0 kHz DEV SUB, 0 kHz DEV	Connect a frequency counter to VCO monitor (CN2).	AUTO 69 MHz	VR 2	Adjust it the frequency counter reads 31.25 kHz $\pm 100$ Hz.	(a)
2	SEPARATION	(E) 69 MHz, 60 dB $\mu$ (ANT INPUT) 1 kHz, 40 kHz DEV SUB, 10 kHz DEV Select : L or R	Connect a oscilloscope to TUNER OUT(CN6).	AUTO 69 MHz	TC 1	Minimum crosstalk.	(a)
3	SEPARATION	(E) SAME AS ABOVE	Connect a oscilloscope to TUNER OUT(CN6).	AUTO 69 MHz	VR 1	Minimum crosstalk.	(a)

# RXD-500/700

## ADJUSTMENT

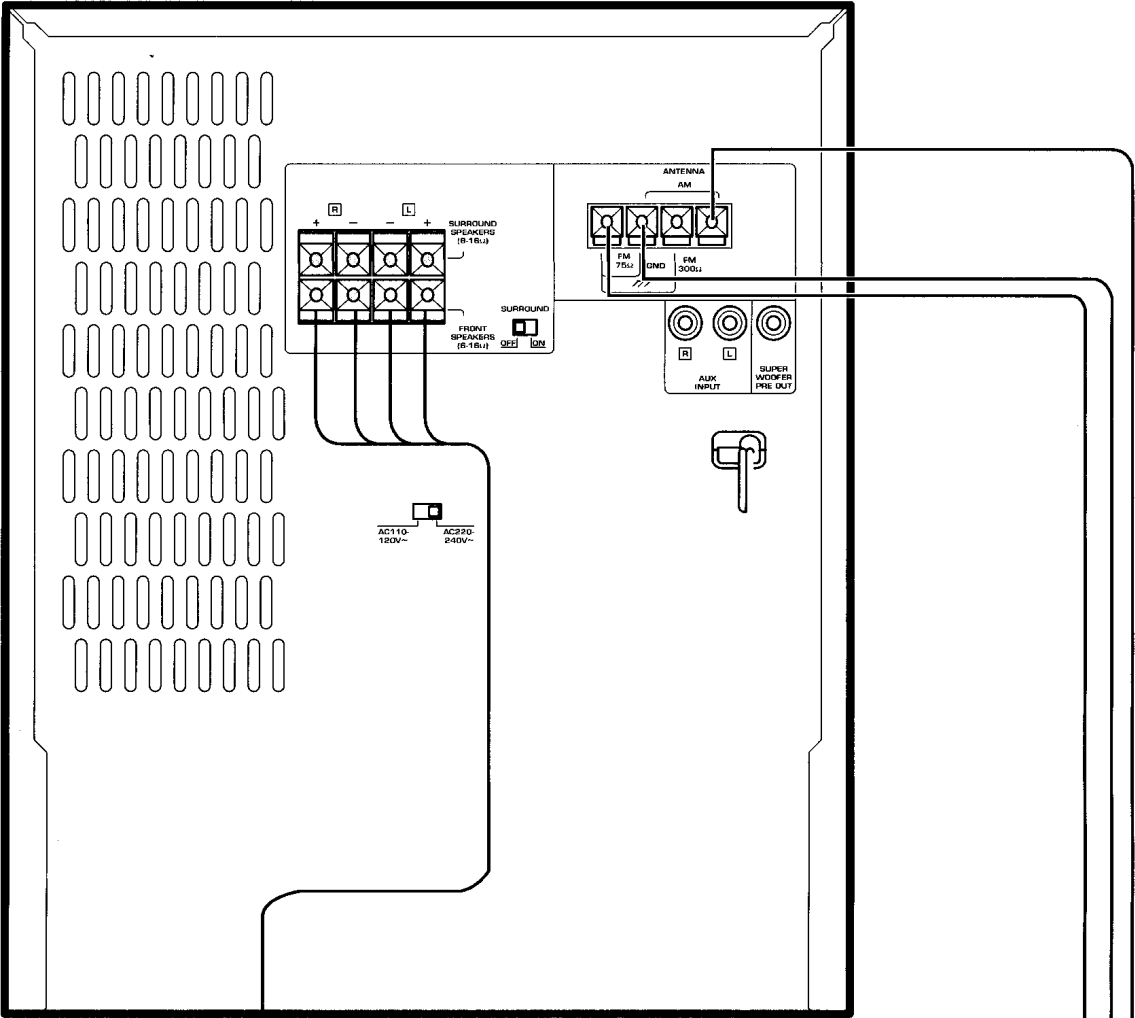
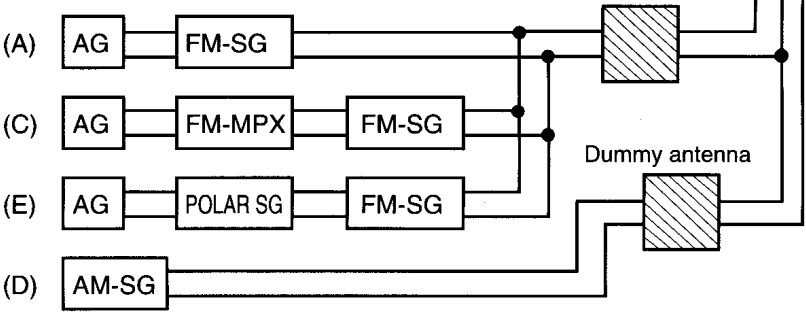
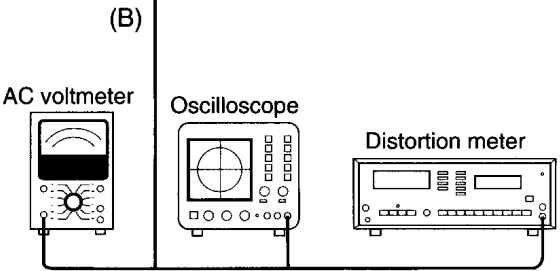


Fig (a)

TO X05 CN1  
 9PIN (Lch)  
 11PIN (Rch)  
 10PIN (GND)



# RXD-500/700

## ADJUSTMENT

### 2. Test mode of CD player

#### 2-1 Mechanism

##### (1) Setting of the test mode

While pressing the [PLAY/PAUSE] key, plug the AC power cord in AC outlet.

##### (2) Canceling of the test mode unplug the AC power code.

##### (3) Operation

KEY	DISPLAY	OPERATION
PLAY/PAUSE ▶/   +AC IN	5 01	• SETTING OF THE TEST MODE CANCEL THE CLAMP TRAY 1 ROTATION TRAY OPENS AUTOMATICALLY
STOP ■	5 01	TRAY CLOSE CANCEL THE CLAMP
PLAY/PAUSE ▶/	5 05 PLAY MARK ON ▶	TRAY CLOSE/DISC CLAMP 05 MODE
DISC 3	5 03 PAUSE MARK ON	TRAY CLOSE/DISC CLAMP 03 MODE (TRACKING SERVO OFF)
DISC 1	5 16	DISC 1 STOP PLAY DISC2 TRACK NO.16
DOWN (SKIP DOWN) ◀◀	5 32	DISC 2 STOP PLAY DISC 1 TRACK NO.32
DISC 2	5 - -	CANCEL THE CLAMP DISC STOPS IN THE DISC 3 POSITION

##### (4) Effective remocon keys in the test mode

NO	KEY NAME	FUNCTION
1	1	1 TRACK JUMP (FWD)
2	2	1 TRACK JUMP (RVS)
3	3	4 TRACK JUMP (FWD)
4	4	4 TRACK JUMP (RVS)
5	5	8 TRACK JUMP (FWD)
6	6	8 TRACK JUMP (RVS)
7	7	128 TRACK MOVE (FWD)
8	8	128 TRACK MOVE (RVS)

#### 2-2 Main unit

##### (1) Setting of the test mode

While pressing the [TIME DISP] key, plug the AC power cord in AC outlet.

##### (2) Canceling of the test mode press the [DISC 1] key or unplug the AC power code.

##### (3) Operation

KEY	DISPLAY	OPERATION
TIME DISP. + AC IN	CD 00	• SETTING OF THE TEST MODE CANCEL THE CLAMP TRAY1/3 ROTATION TRAY OPENS AUTOMATICALLY
STOP ■	CD 00	TRAY CLOSE CANCEL THE CLAMP
PLAY/PAUSE ▶/	CD 03 CD 05	TRAY CLOSE/DISC CLAMP T-SERVO OFF(03) OR ON(05)
DISC SKIP		TRAY 1/3ROTATION
DISC 2	MECHA OK	CANCEL THE CLAMP TRAY1/3 ROTATION
DISC 1	CD 01	CANCEL THE TEST MODE

## ADJUSTMENT

### 3. Adjustment of CD player

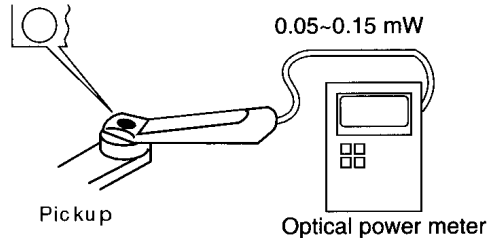
No.	ITEM	INPUT SETTING	OUTPUT SETTING	PLAYER SETTING	ALIGNMENT POINT	ALIGN FOR	FIG.
<b>Step 1~4 are in TEST MODE</b> <b>TEST MODE : While pressing the (TIME DISP.) key, plug the AC power cord into the AC outlet.</b>							
1	LASER POWER	—	Set the sensor section of the optical power meter on the pickup lens.	Press the "PLAY" key to check that the display is "03".	—	On the power from 0.05 to 0.15mw. when the diffraction grating is correctly aligned with the RF level of 0.8Vp-p or more	(a)
2	TRACKING ERROR BALANCE	Test disc Type 4	Connect an oscilloscope as follows. CH1 : RF (CN2-1) CH2 : TE (CN2-6) GND : VC (CN2-4)	Press the "PLAY" key. Confirm the display is "03".	TE BALANCE VR2	Symmetry between upper and lower or DC=0±25mV	(c)
3	FOCUS ERROR BALANCE	Test disc Type 4	Connect an oscilloscope as follows. CH1 : RF (CN2-1) CH2 : FE (CN2-2) GND : VC (CN2-4)	Press the "PLAY" key. Confirm that the display is "05"	FE BALANCE VR1	Optimum eye pattern	(d)
4	TRACKING GAIN	Test disc Type 4 Apply signal of 1.2kHz, 50mVrms to CN2 pin 5-6.	Connect a LPF to CN2 pin 5-6 to which connect an oscilloscope or AC voltmeters.	Press the "PLAY" key. Confirm that the displays "05"	TRACKING GAIN VR3	Two VTVMs should read the same value.	(b)

Note:

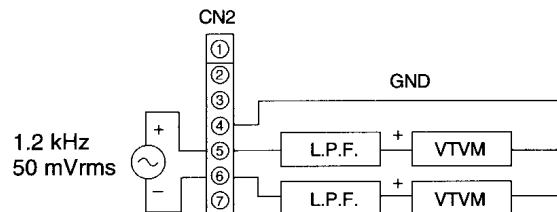
Type 4 disc : SONY YEDS-18 Test Disc or equivalent.

LPF : Around 47kΩ + 390pF or so.

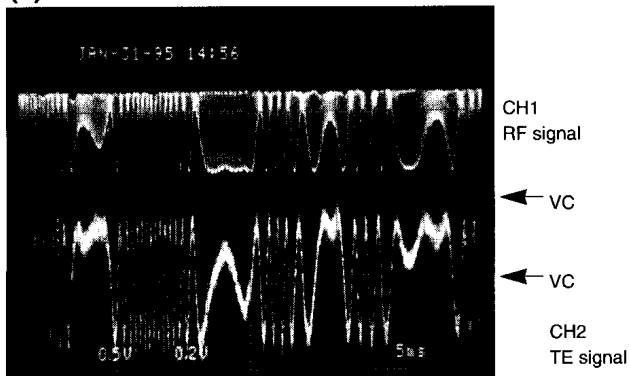
#### (a) Laser Power



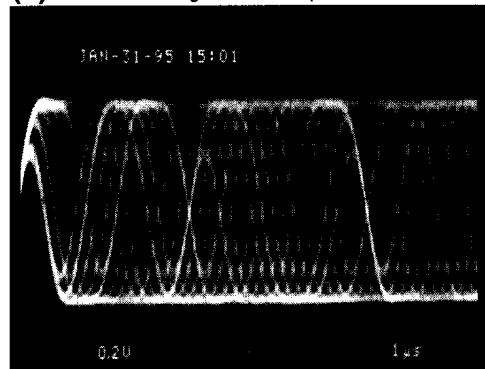
#### (b) Tracking Gain Adj.



#### (c)



#### (d)

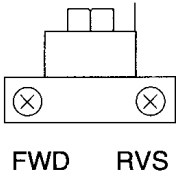


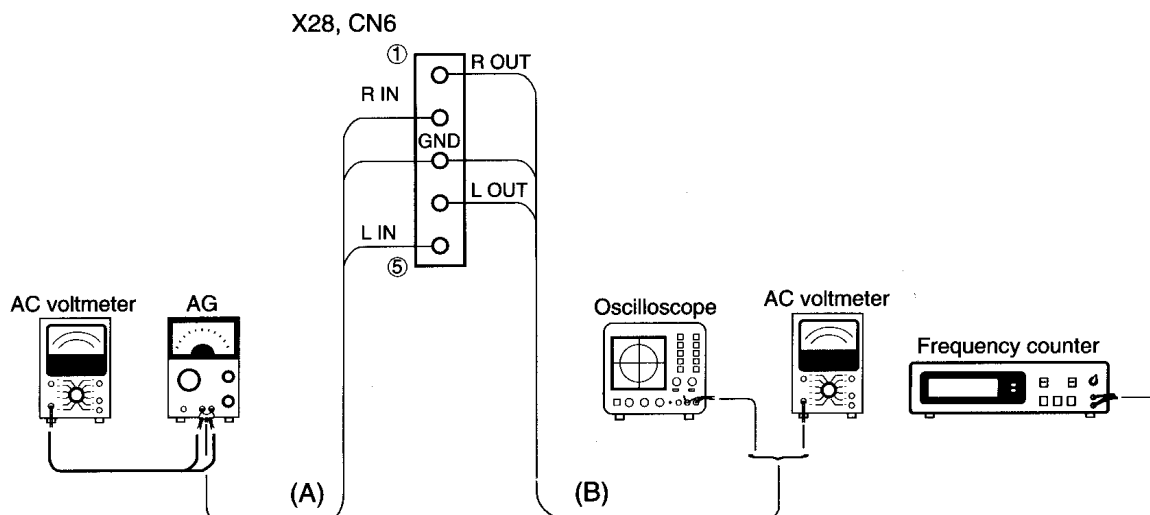
- RF signal and TE signal in test mode (Focusing servo ON / Tracking servo OFF). (Disc Type 4)
- Adjust TE signal so that the waveform is symmetrical in relation to VC. VR 2 (TE BALANCE)

- RF signal in test mode (PLAY).
- Perform the tangential and focusing offset are focused into one point on the display. The crossing points above and below the center shall also be looked clearly.

## ADJUSTMENT

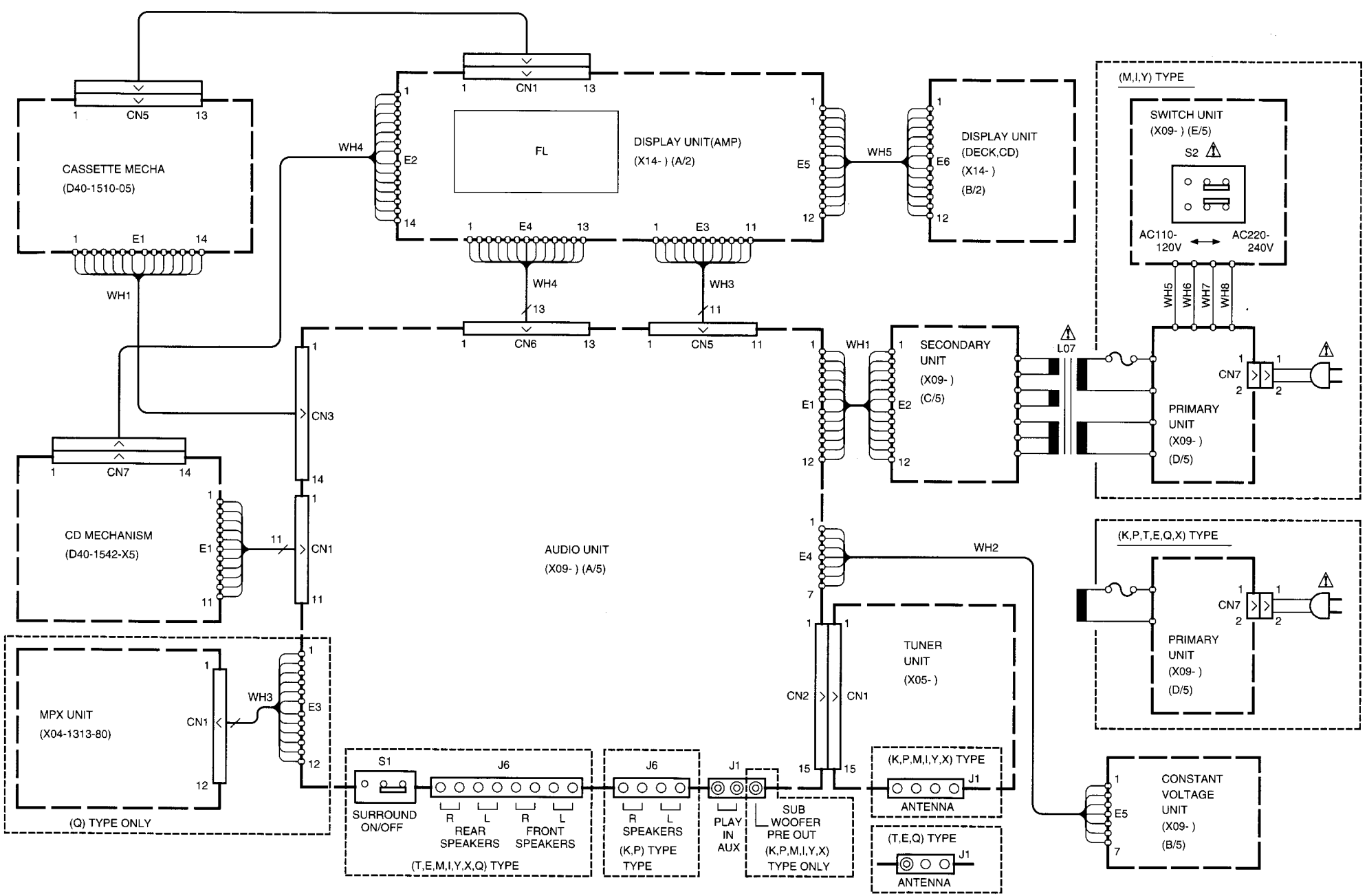
### 4. Cassette Deck adjustment

No	ITEM	INPUT SETTING	OUTPUT SETTING	DECK SETTING	ALIGNMENT POINT	ALIGN FOR	FIG.
Unless otherwise specified, set the respective switches as follows: TAPE : NORMAL    DOLBY : OFF    PLAY OUT : Lch (X28,CN6 ④ pin), Rch (X28,CN6 ① pin) I. Cassette mechanism unit (Adjustment of the REC / PLAY head)							0dBs=0.775V
①	Demagnetization and cleaning	—	—	Power : OFF Demagnetization, cleaning, PLAY	Recording head, erase head, capstan pinch roller	Demagnetize the REC / PLAY head with the head eraser. Clean the REC / PLAY head, erase head, capstan and pinch roller using a cotton swab slightly damped with alcohol.	
②	Azimuth of the REC/PLAY head	TCC-153 MTT-114 10kHz, -10dB	(B)	PLAY	 FWD    RVS	Adjust the output to maximum and adjust the azimuth adjustment screw for the Lissajours waveform pattern of the oscilloscope to become close to a 45° straight line.	
II. PC BOARD ADJUSTMENT							
①	TAPE SPEED(NORMAL)	TCC-110 MTT-111 SCC-1727 3kHz	(B)	PLAY	A DECK VR 5 B DECK VR 6	Adjust the tape speed so that 3kHz is obtained at the center of the tape.	
III. PC BOARD ADJUSTMENT							
①	PLAYBACK LEVEL	MTT-130 400Hz	(B)	PLAY	A DECK VR 7 (L) VR 8 (R) B DECK VR 1 (L) VR 2 (R)	Adjust the playback output to -2.0dBs	
②	BIAS CURRENT	Adjust the AG for the output of the DECK to become 1kHz -30dBs. 400Hz/10kHz	(B)	REC ↑ PLAY	VR 3 (L) VR 4 (R)	Record 1kHz and 10kHz alternately, and adjust the bias current adjustment potentiometer for the playback levels to become the same.	





## WIRING DIAGRAM



A

B

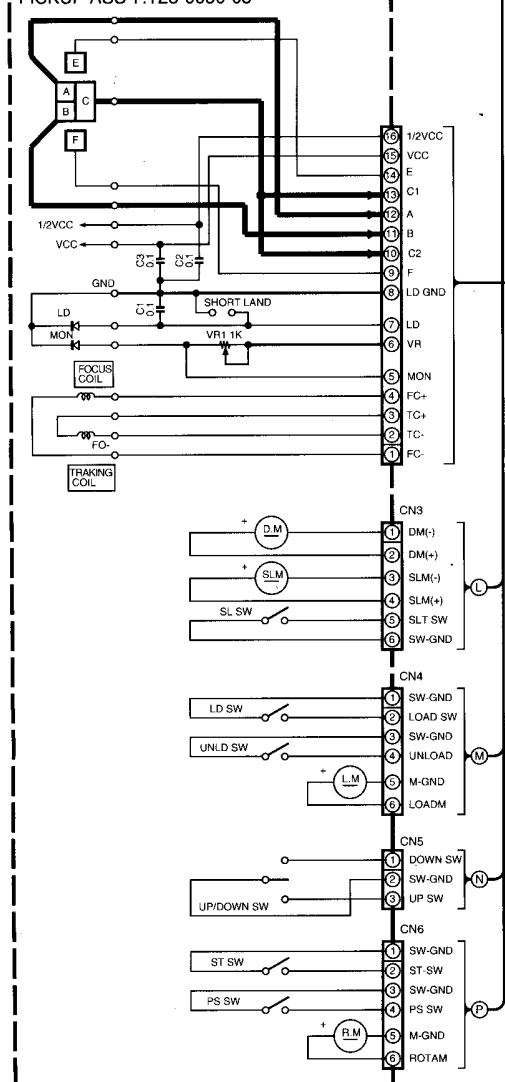
C

D

E

CD CHANGER MECHA.:CDM-27  
(D40-1543-X5)

PICKUP ASS'Y:T25-0050-05



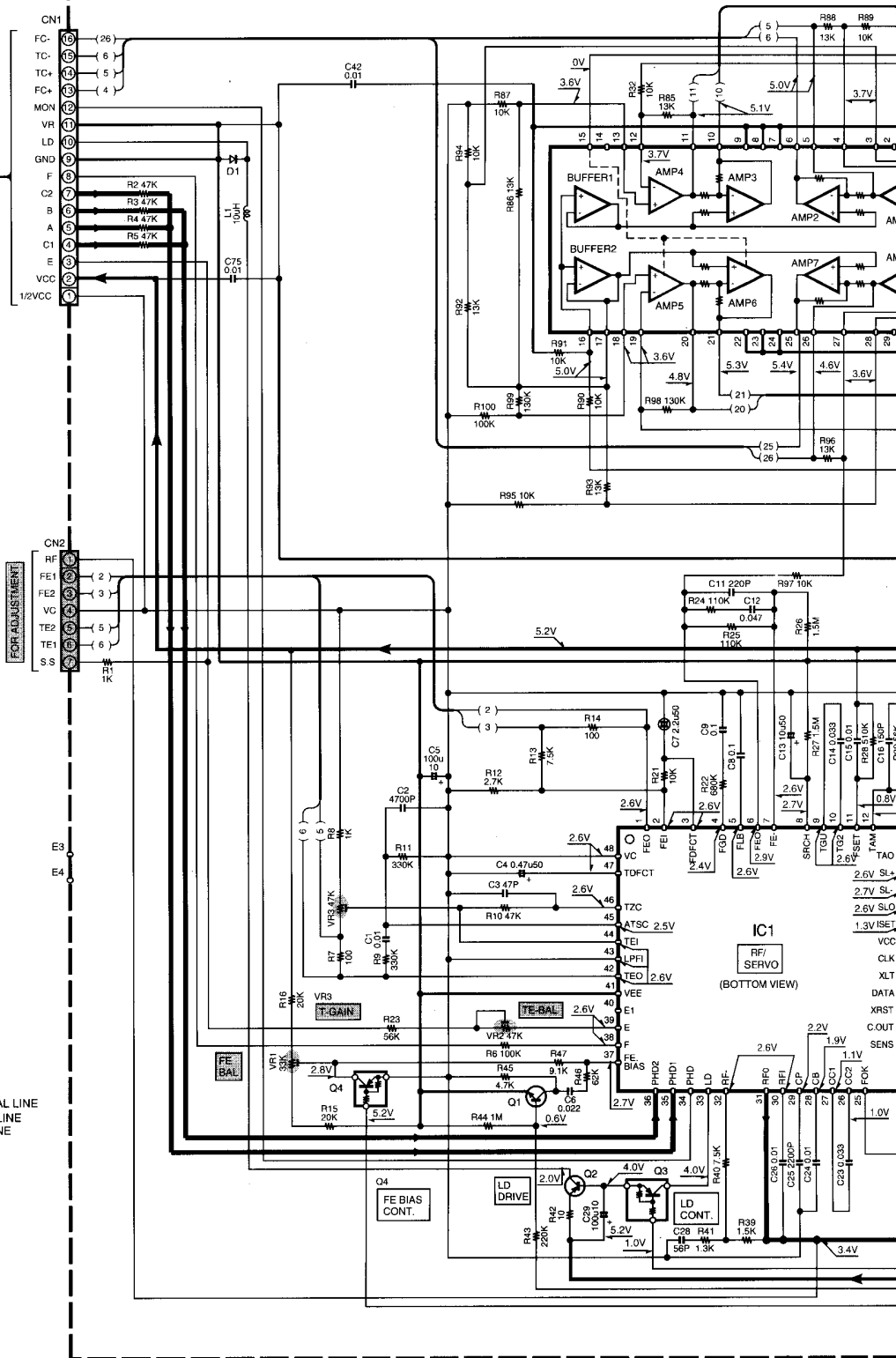
IC1 : CXA1782BQX1  
 IC2 : CXD2509Q  
 IC3 : LA6537  
 IC4 : LB1648  
 IC5 : NJU3711D  
 IC6 : TC74HC166AP

D1-5,7-9,17,18 : 1S5133 or H5S104  
 D10,11 : S5688B or 1SR139-400  
 D14,15 : RD5.6ES(B2) or HZS5.6N(B2)

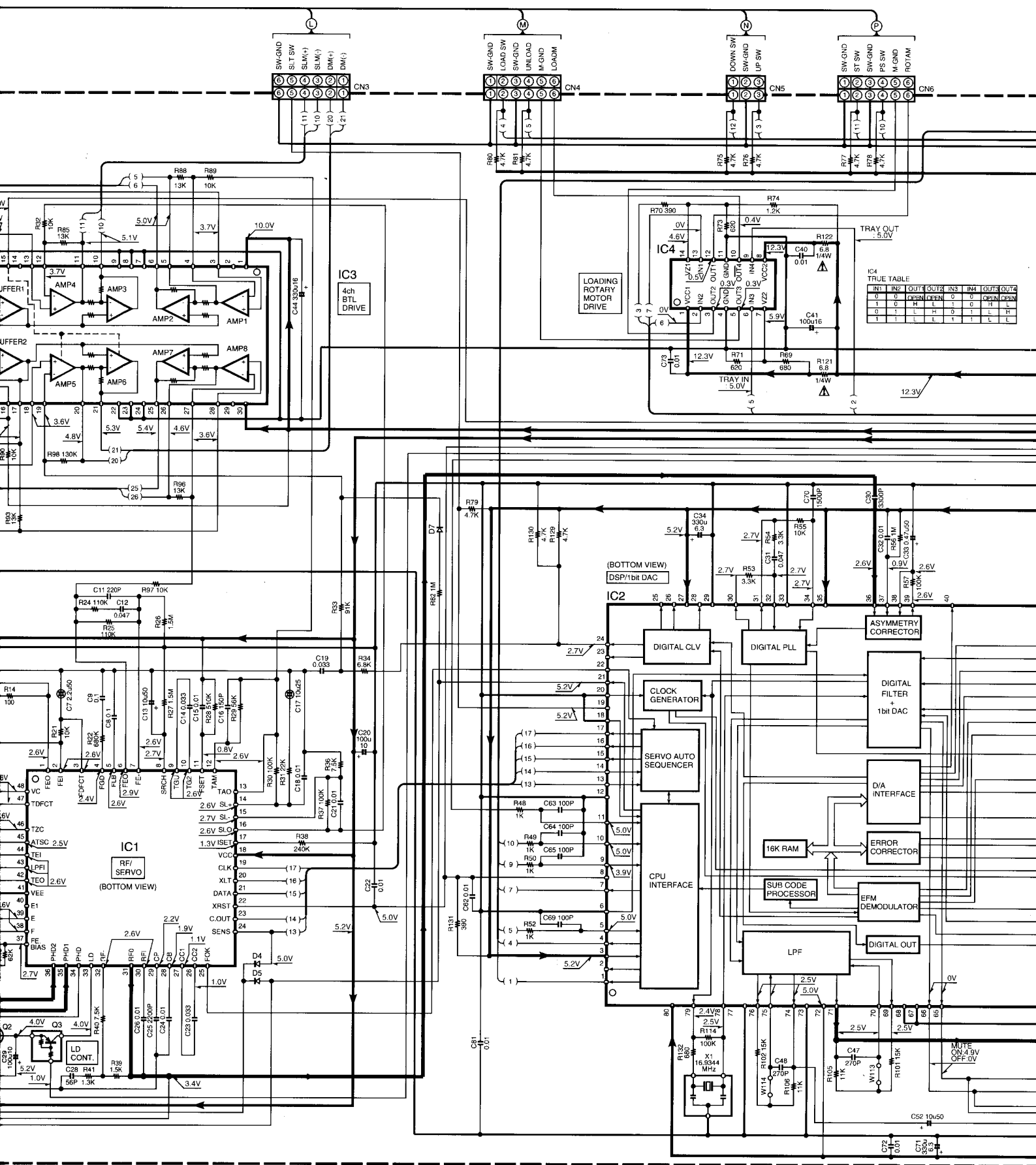
Q1 : 2SC2785(F,E) or 2SC1740S(Q,R)  
 Q2 : 2SA954(L,K)  
 Q3,4,11 : DTA124ESA or UN4112  
 Q5 : 2SA1286-T11  
 Q7,8 : 2SA1175(F,E) or 2SA933AS(Q,R)  
 Q9,10 : 2SC2878(B)

===== SIGNAL LINE  
 ===== GND LINE  
 ===== +B LINE

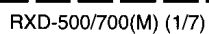
(X32-3270-20)

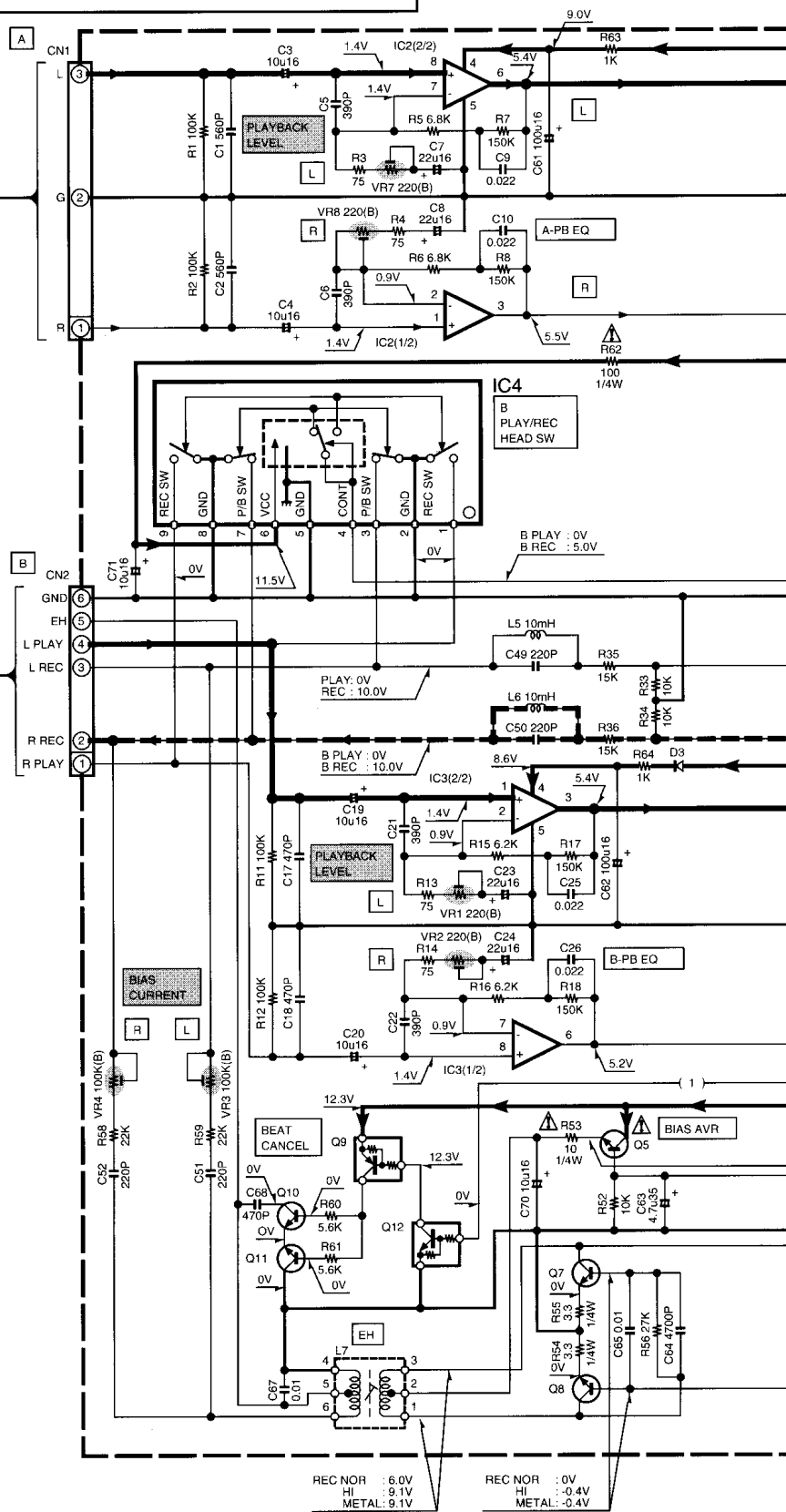


**CAUTION:** For continued safety, replace safety critical components only with manufacturer's recommended parts (refer to parts list).  $\Delta$  indicates safety critical components. For continued protection against risk of fire, replace only with same type and rating fuse(s). To reduce the risk of electric shock, leakage-current or resistance measurements shall be carried out (exposed parts are acceptably insulated from the supply circuit) before the appliance is returned to the customer.

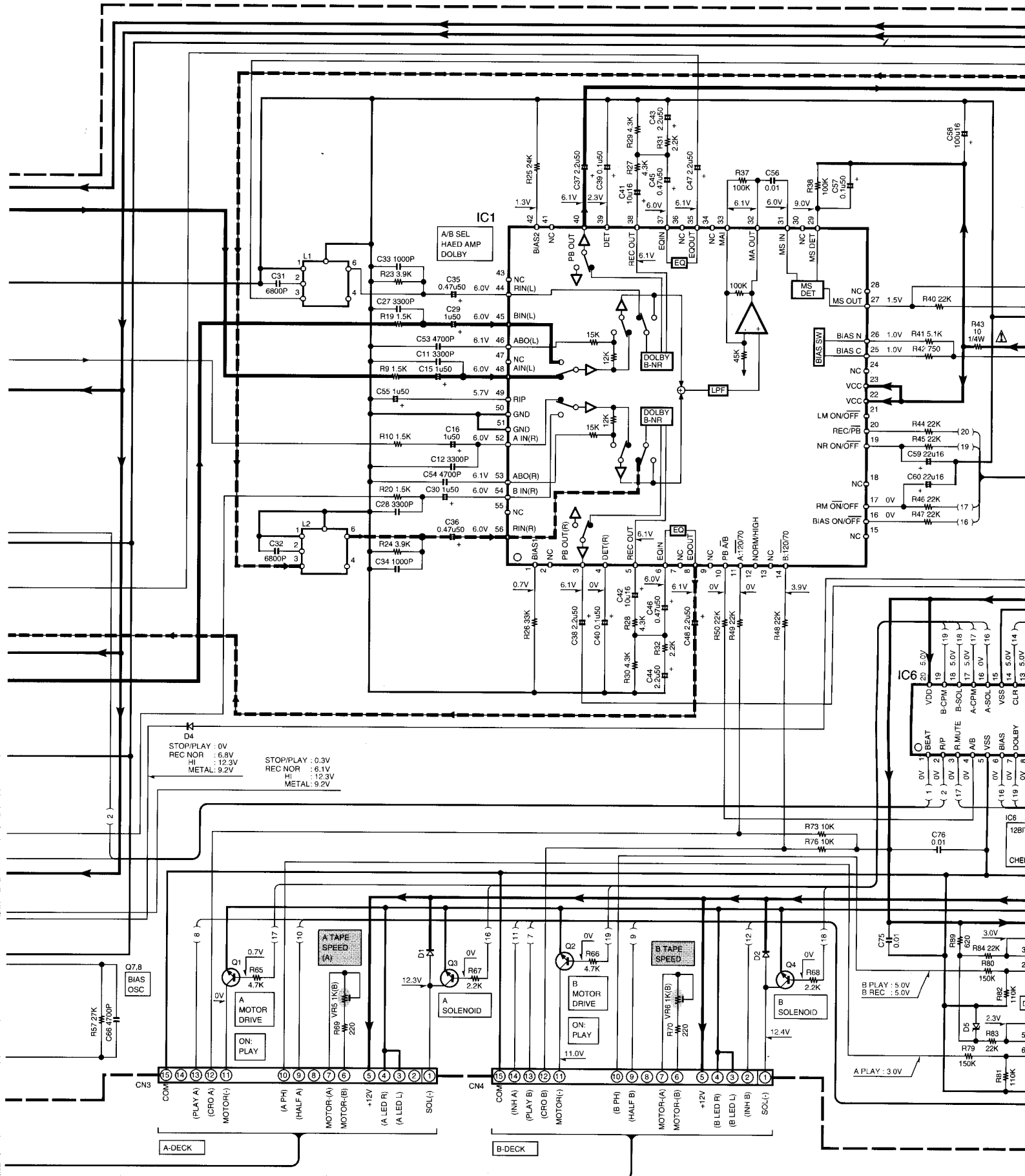


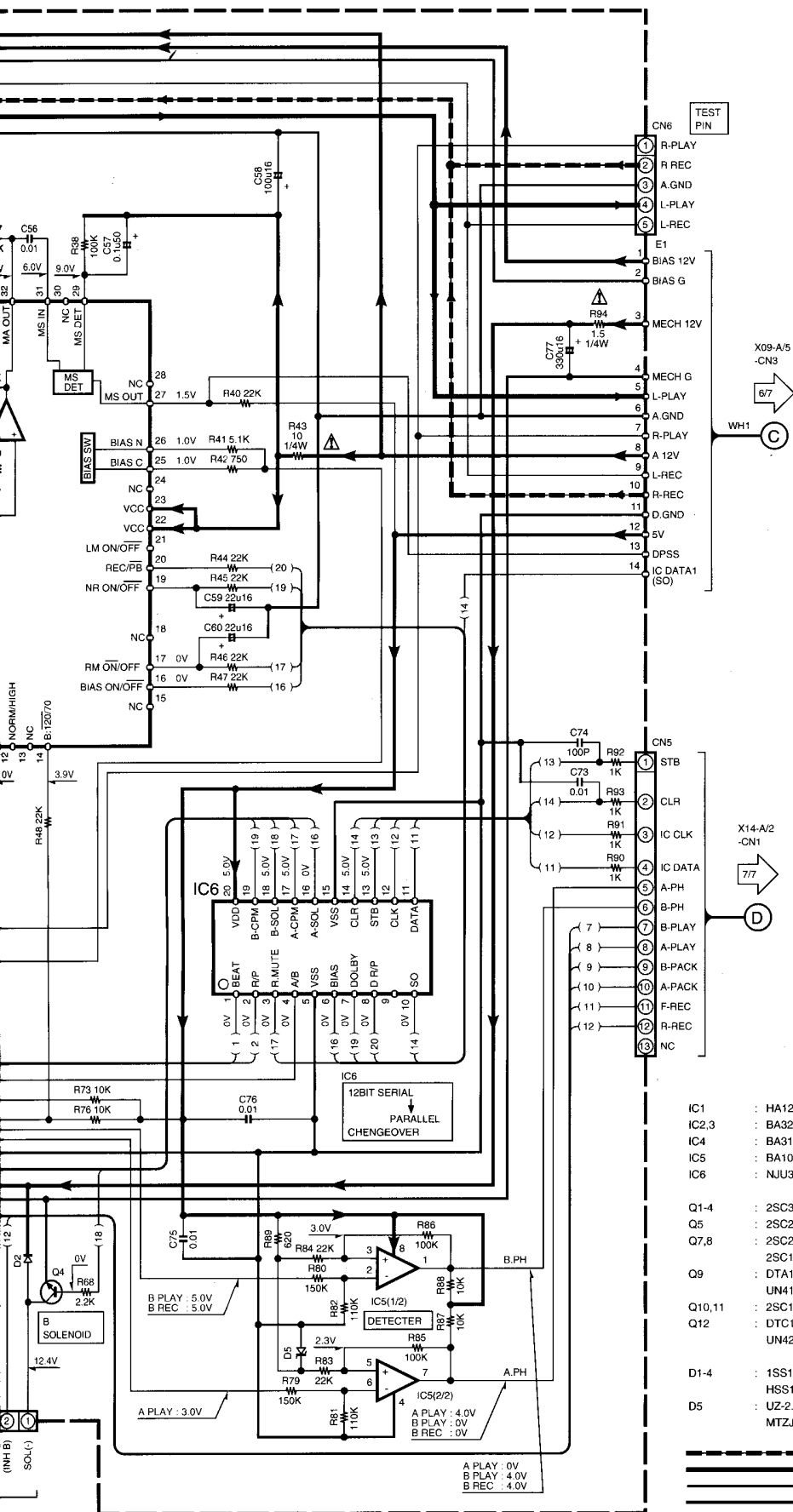
The DC voltage is an actual reading measured with a high impedance type volt-meter. The measurement value may vary depending on the measuring instruments used or on the product. Refer to the voltage during PLAY unless otherwise specified; The value shown in ( ) is the voltage measured at the moment of STOP.





B-DECK





**CAUTION:** For continued safety, replace safety critical components only with manufacturer's recommended parts (refer to parts list).  $\Delta$  indicates safety critical components. For continued protection against risk of fire, replace only with same type and rating fuse(s). To reduce the risk of electric shock, leakage-current or resistance measurements shall be carried out (exposed parts are acceptably insulated from the supply circuit) before the appliance is returned to the customer.

The DC voltage is an actual reading measured with a high impedance type voltmeter with a cassette loaded at playback mode. The measurement value may vary depending on the measuring instruments used or on the product. Bias circuit DC voltage is measured while in the record mode.

DOLBY and the  $\square$  symbol are trademarks of Dolby Laboratories Licensing Corporation. Noise reduction circuit made under license from Dolby Laboratories Licensing Corporation.

IC1 : HA12209F  
IC2,3 : BA328  
IC4 : BA3126N  
IC5 : BA10393  
IC6 : NJU3714D

Q1-4 : 2SC3246  
Q5 : 2SC2003(L,K)  
Q7,8 : 2SC2785(F,E) or 2SC1740S(Q,R)  
Q9 : DTA124ESA or UN4112  
Q10,11 : 2SC1845(F,E)  
Q12 : DTC124ESA or UN4212

D1-4 : 1SS133 or HSS104  
D5 : UZ-2.7BSB or MTZJ2.7(B)

--- RECORDING LINE  
— SIGNAL LINE  
— GND LINE  
— +B LINE

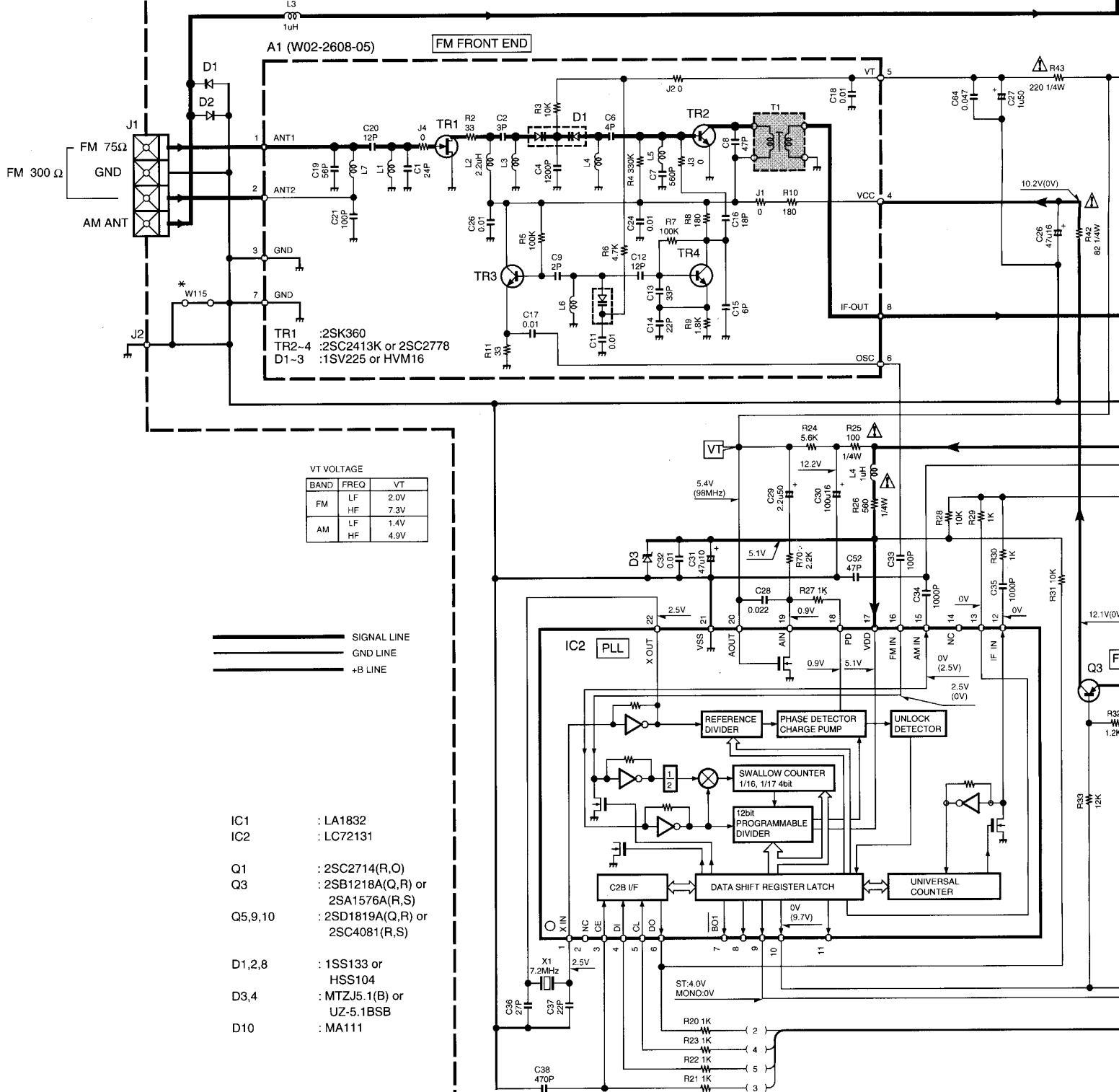
RXD-500/700(M) (2/7)

Y39-2540-21

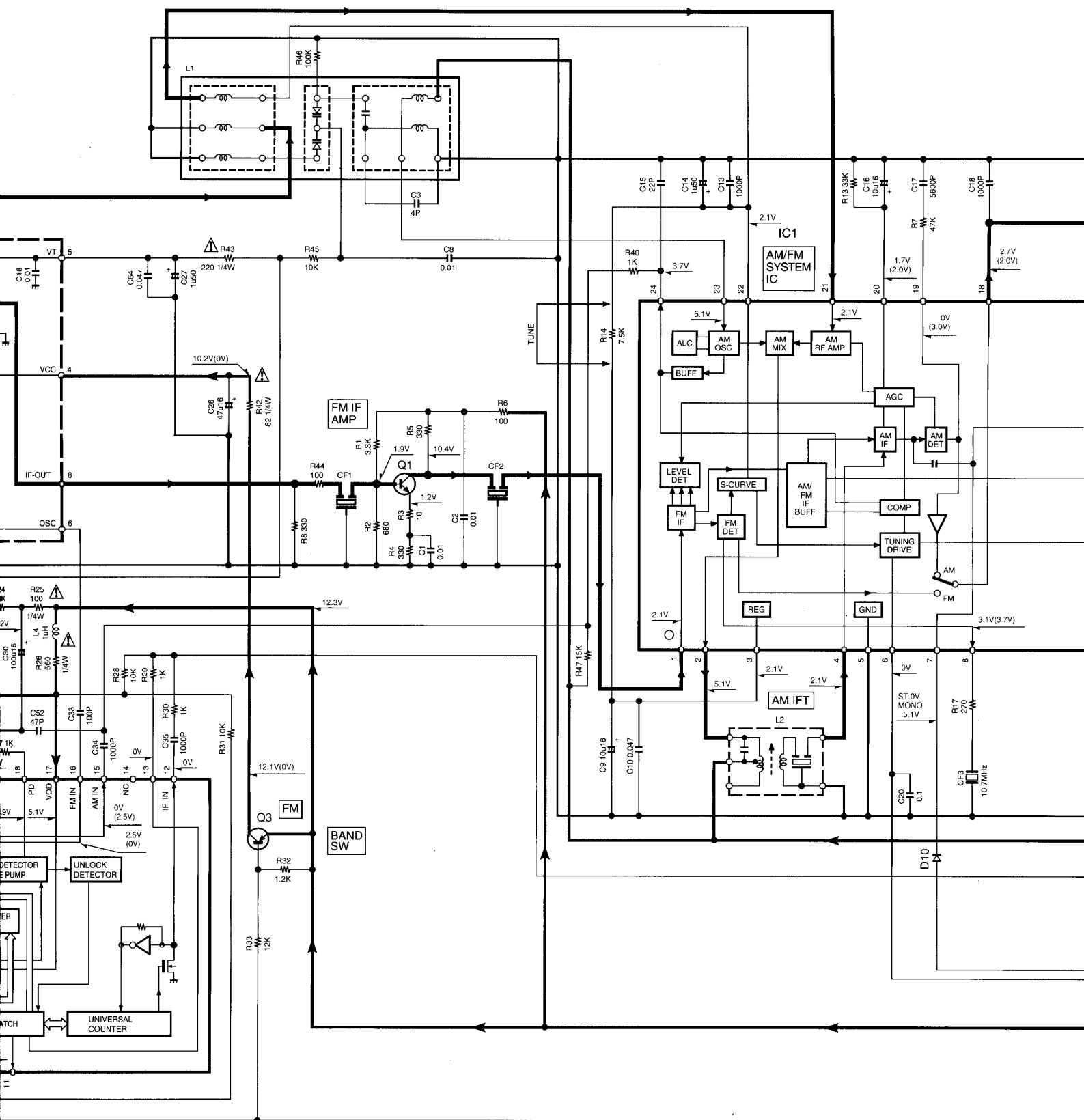
RXD-500/7

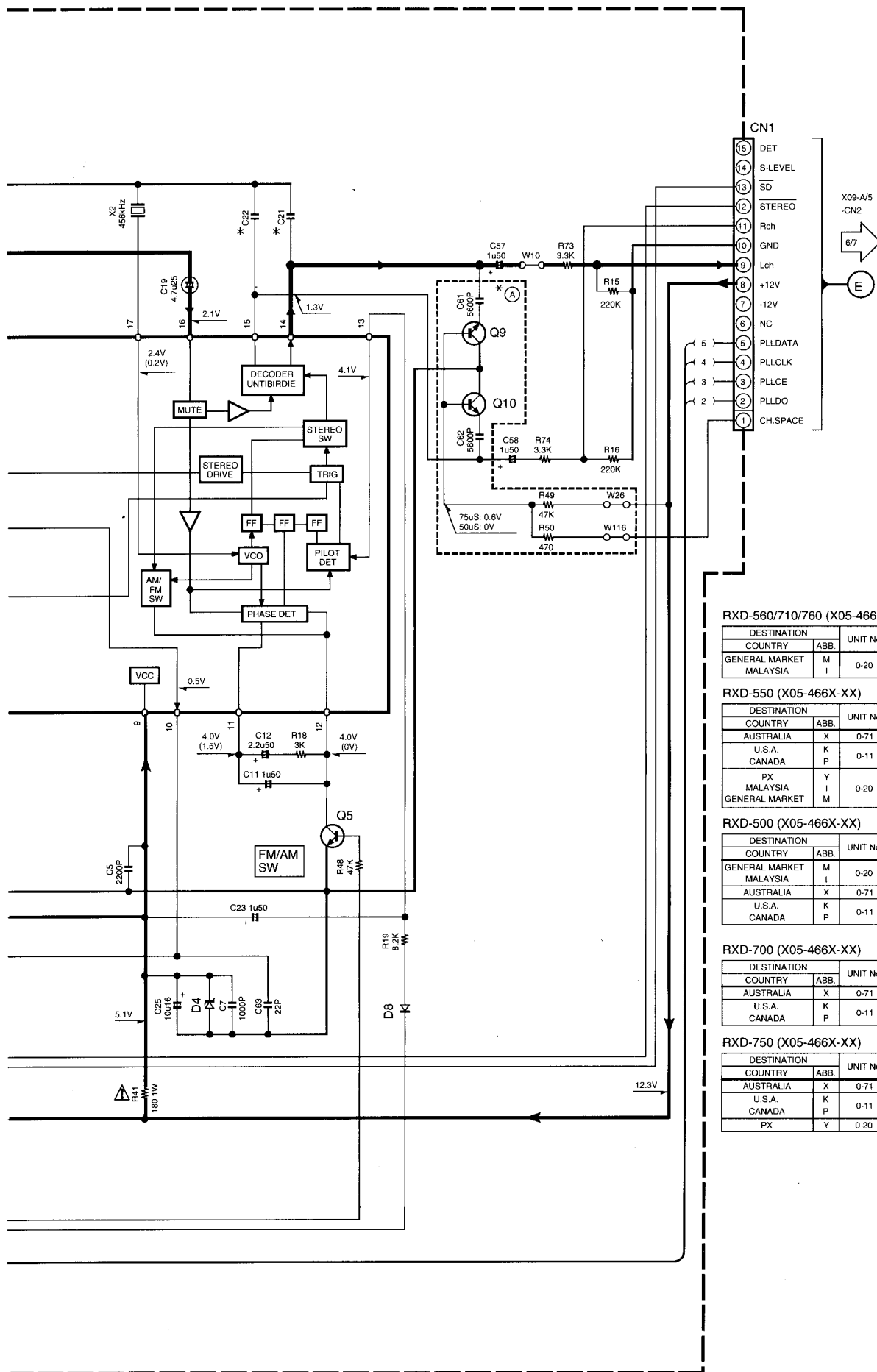
KENWOOD

(X05-466X-XX) M,I,X,K,P,Y TYPE









## RXD-560/710/760 (X05-466X-XX)

DESTINATION	COUNTRY	ABB.	UNIT No.	(A)	C21, 22	C61, 62	W115, 119
GENERAL MARKET	MA	I	0-20	YES	0.012	YES	YES

## RXD-550 (X05-466X-XX)

DESTINATION	COUNTRY	ABB.	UNIT No.	(A)	C21, 22	C61, 62	W115, 119
AUSTRALIA	X		0-71	NO	0.012	NO	NO
U.S.A.	K		0-11	NO	0.018	NO	NO
CANADA	P						
PX	Y						
MALAYSIA	I		0-20	YES	0.012	YES	YES
GENERAL MARKET	M						

## RXD-500 (X05-466X-XX)

DESTINATION	COUNTRY	ABB.	UNIT No.	(A)	C21, 22	C61, 62	W115, 119
GENERAL MARKET	MA	I	0-20	YES	0.012	YES	YES
AUSTRALIA	X		0-71	NO	0.012	NO	NO
U.S.A.	K		0-11	NO	0.018	NO	NO
CANADA	P						

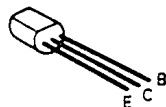
## RXD-700 (X05-466X-XX)

DESTINATION	COUNTRY	ABB.	UNIT No.	(A)	C21, 22	C61, 62	W115, 119
AUSTRALIA	X		0-71	NO	0.012	NO	NO
U.S.A.	K		0-11	NO	0.018	NO	NO
CANADA	P						


## RXD-750 (X05-466X-XX)

DESTINATION	COUNTRY	ABB.	UNIT No.	(A)	C21, 22	C61, 62	W115, 119
AUSTRALIA	X		0-71	NO	0.012	NO	NO
U.S.A.	K		0-11	NO	0.018	NO	NO
CANADA	P						
PX	Y		0-20	YES	0.012	YES	YES

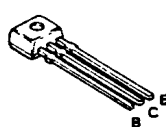
2SA1286-T11  
2SA954  
2SA992  
2SC1845  
2SC2003  
2SC2878  
2SC3246




2SB1624  
2SD2493



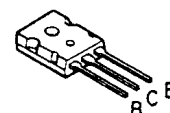
2SA1175  
2SC2785



DTA124ESA  
DTC124ESA  
UN4112  
2SC1740S



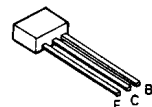
2SB1218A  
2SC2714  
2SC4081  
2SD1819A



2SD2061



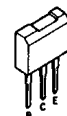
UN4212



2SD2012



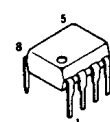
2SD1893



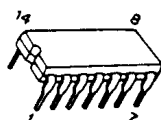
2SB1559  
2SD2389



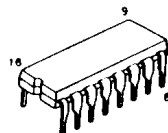
NJM4565D  
NJM4565D-D



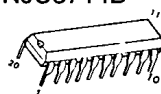
BU4066BC  
TC4066BP



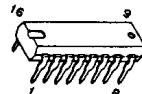
TC4052BP  
TC74HC166AP



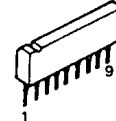
NJU3714D



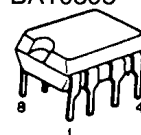
SAA657Q



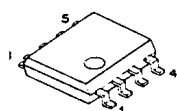
RA3126N



BA10393



NJM2904M



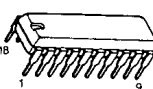
NJU3711D



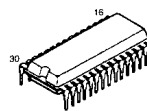
2SK302



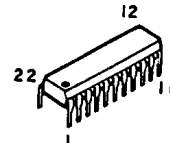
BA3834S



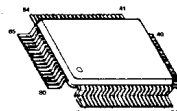
LA1836



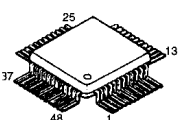
LC72131



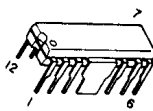
CXD2509Q



CXA1782BQ\*1



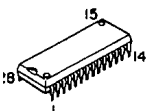
LB1648



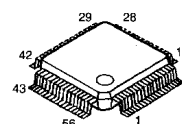
LA1832



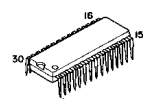
NJU7313AL



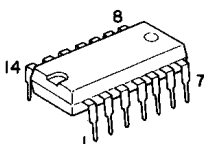
HA12209F



LA6537



M65844P



**CAUTION:** For continued safety, replace safety critical components only with manufacturer's recommended parts (refer to parts list).  $\Delta$  indicates safety critical components. For continued protection against risk of fire, replace only with same type and rating fuse(s). To reduce the risk of electric shock, leakage-current or resistance measurements shall be carried out (exposed parts are acceptably insulated from the supply circuit) before the appliance is returned to the customer.

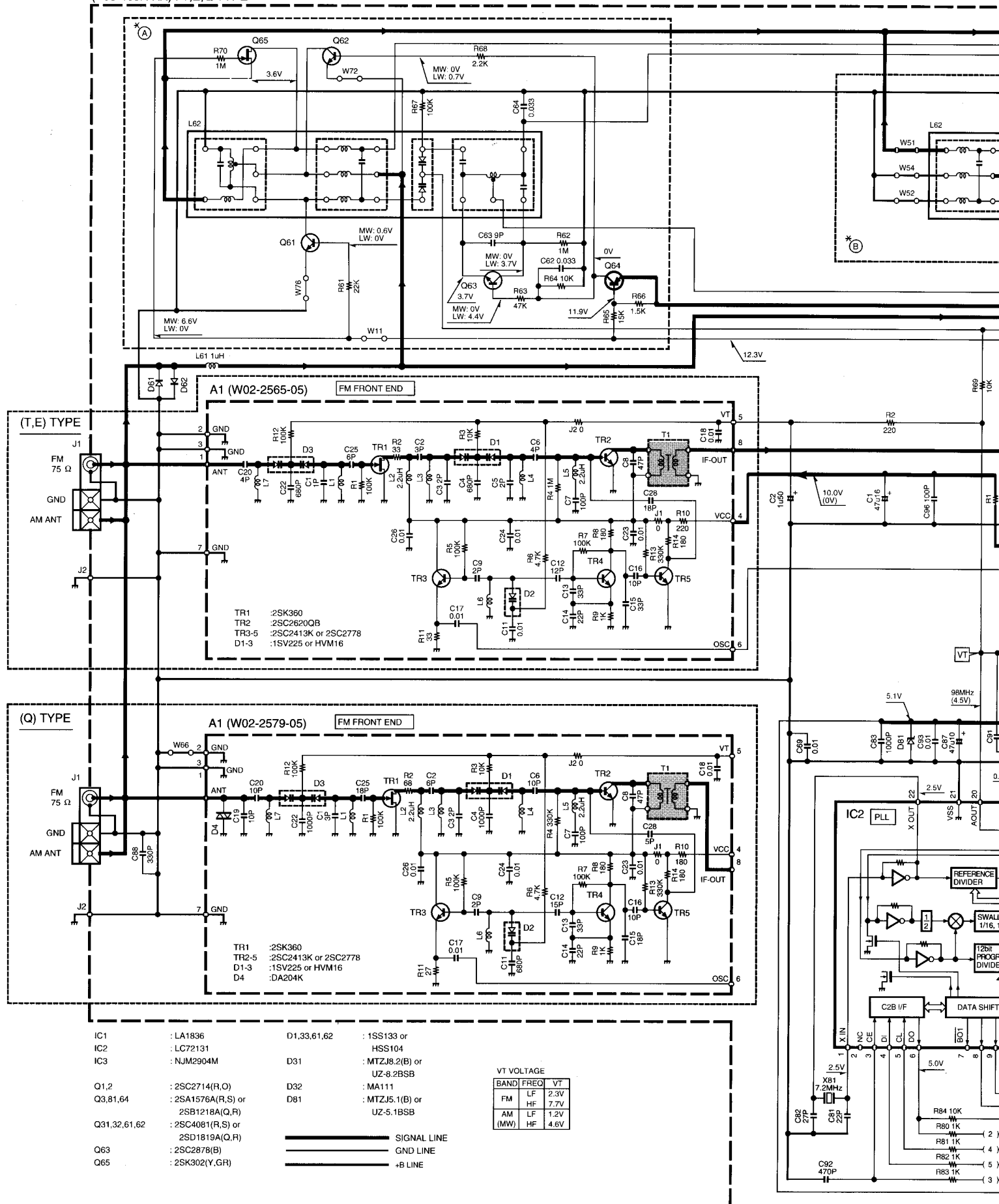
The DC voltage is an actual reading measured with a high impedance type voltmeter as the AM/FM signal generator is specified to the conditions as shown in the list below. The measurement value may vary depending on the measuring instruments used or on the product. The value shown in ( ) is actual reading measured in the AM mode.

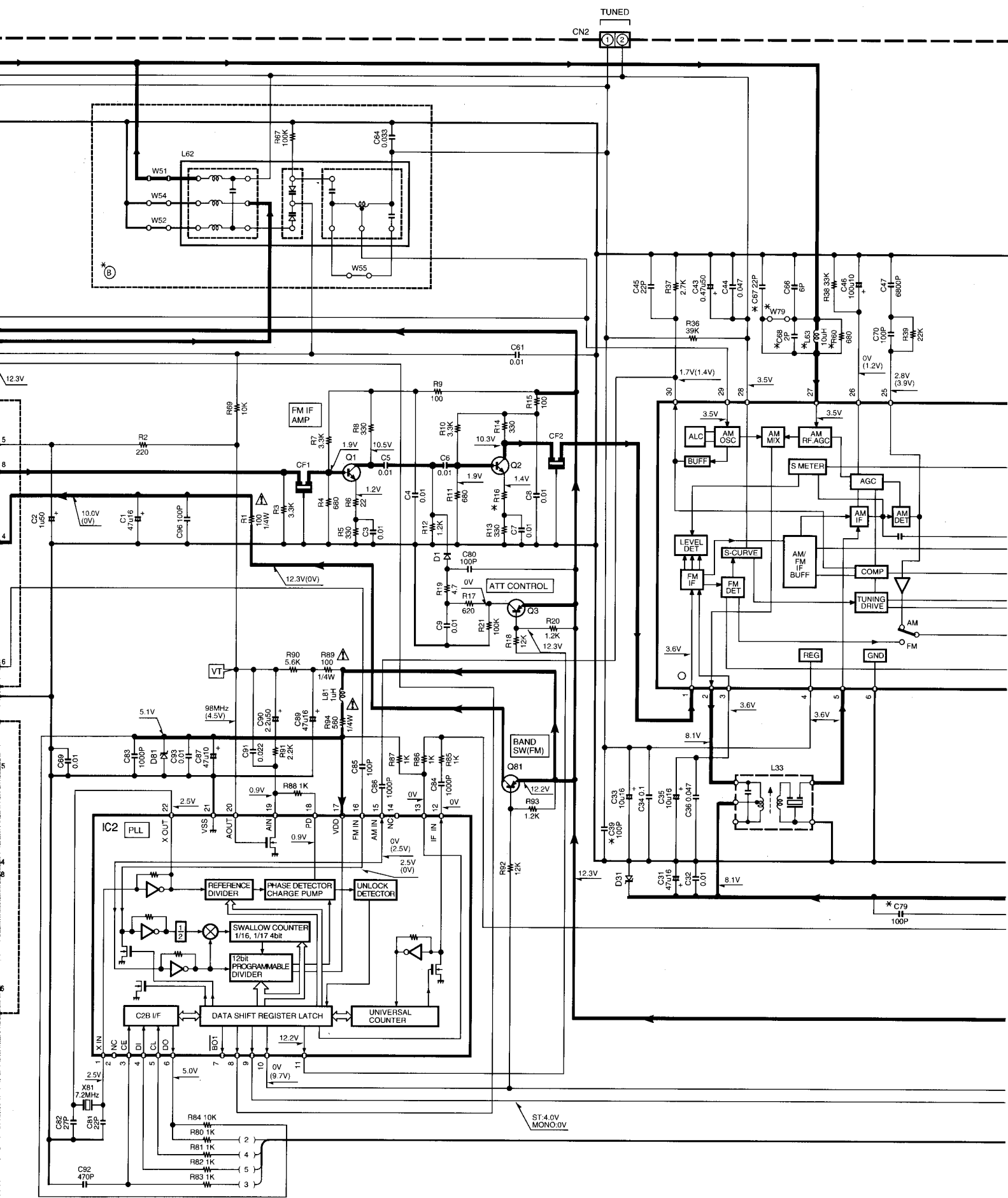
MODE	CARRIER	MODULATION		ANT INPUT
		FREQUENCY	DEVIATION	
FM	98MHz	1kHz	STEREO 67.5kHz 7.5kHz(Pilot)	60dB
AM	1000(999)kHz	400Hz	MONO 30% MOD	60dB

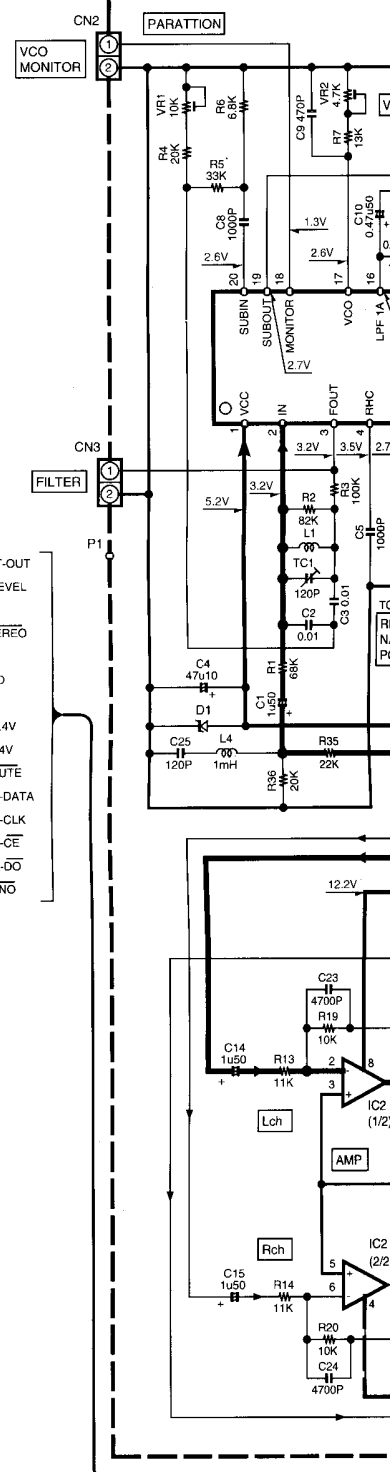
# RXD-500/700

## KENWOOD

(X05-465X-XX) : T,E,Q TYPE







## RXD-550/550/700/750 (X05-465X-XX)

DESTINATION COUNTRY/ABB	UNIT No.	(A)	(B)	C53, 54	C55, 56	C59, 79	C67	C68	C77, 78	R16	R43, 44	R60	L63	W68, 74	J2
U.K.	T	0-51	YES	NO	0.015	2.2u35	NO	33P	NO	YES	33	22K	YES	NO	F10-1053
EUROPE	E	2-70	NO	YES	0.015	2.2u35	YES	22P	YES	NO	NO	NO	YES	NO	F10-1053

## RXD-500W/550W/700W (X05-465X-XX)

DESTINATION COUNTRY/ABB	UNIT No.	(A)	(B)	C53, 54	C55, 56	C59, 79	C67	C68	C77, 78	R16	R43, 44	R60	L63	W68, 74	J2
RUSSIA	Q	3-81	YES	NO	0.016	3.3u25	YES	22P	NO	NO	47	12K	NO	NO	F10-1088

(X04-)

IC1 : IR3R42

IC2 : NJM4565D

IC3 : TC4052BP

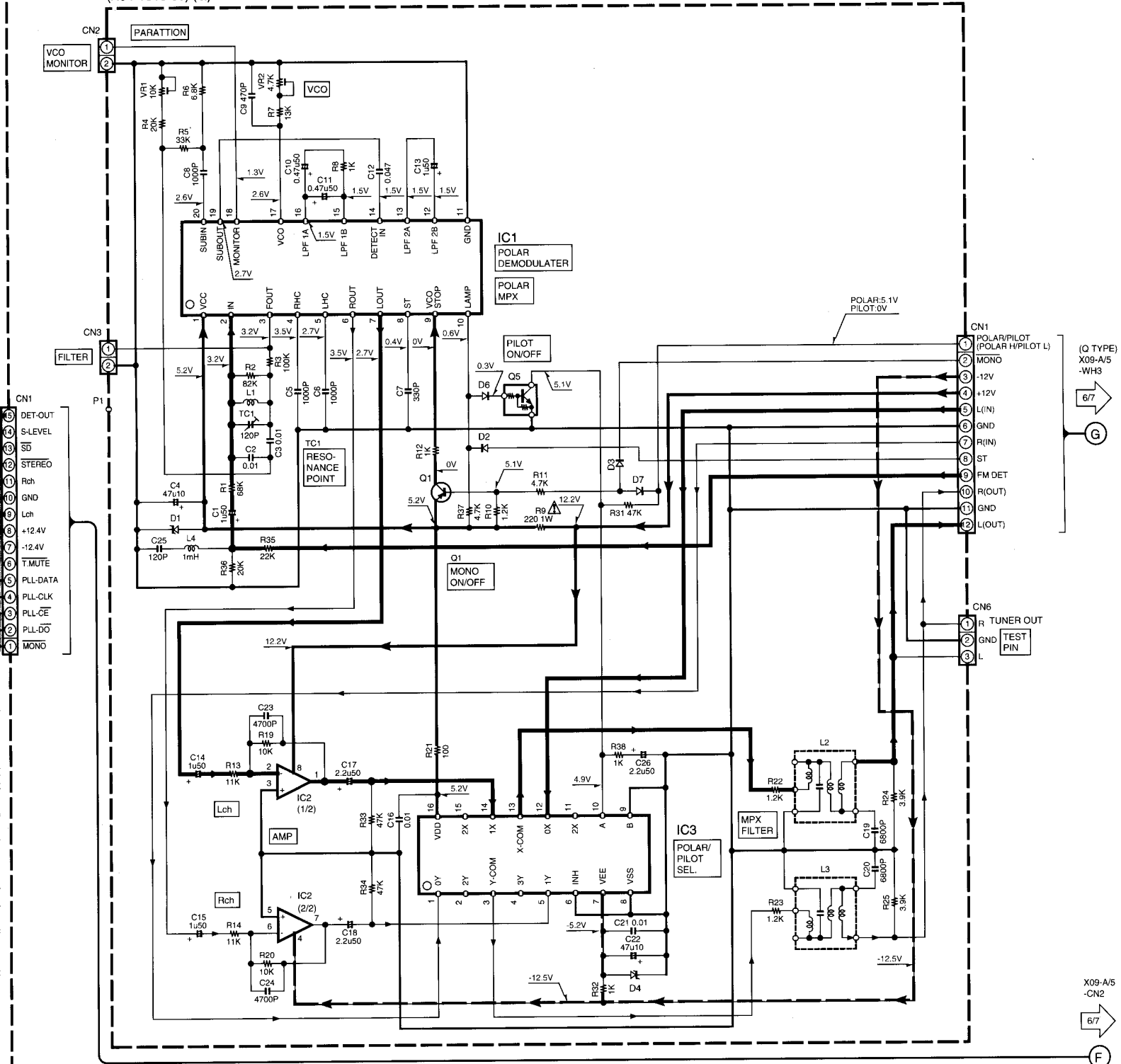
Q1,4 : 2SA933AS(Q,R) or 2SA1175(F,E)

Q5 : DTC124ESA or UN4212

D1,4 : MTZJ5.1(B) or UZ-5.1BSB

D2,3,6,7 : 1SS133 or HSS104

— SIGNAL LINE  
 — GND LINE  
 — +B LINE  
 - - - -B LINE

POLAR UNIT  
(X04-1313-80) (Q)TYPE ONLY

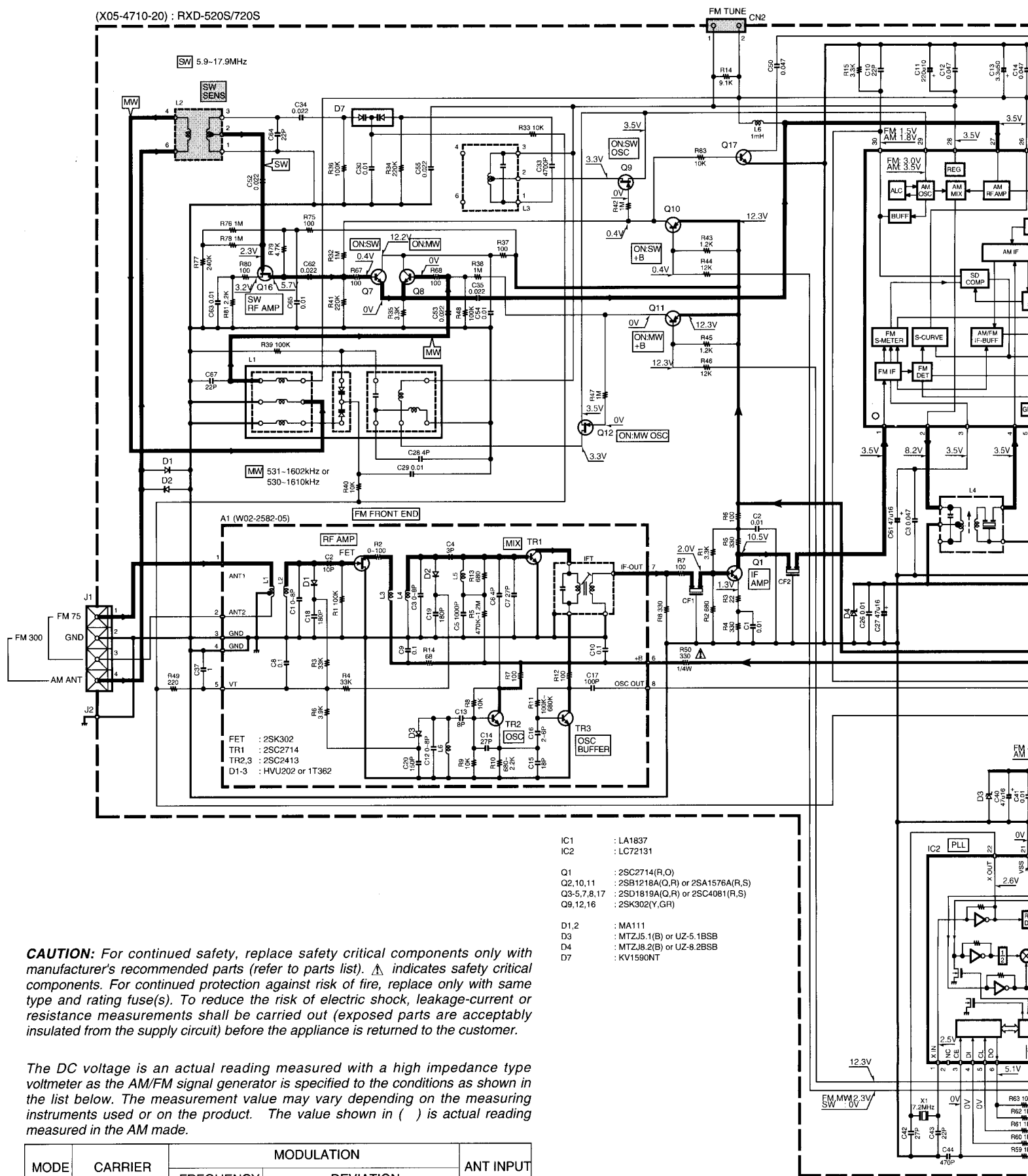
RXD-500/700(E) (4/7)

Y39-2540-21

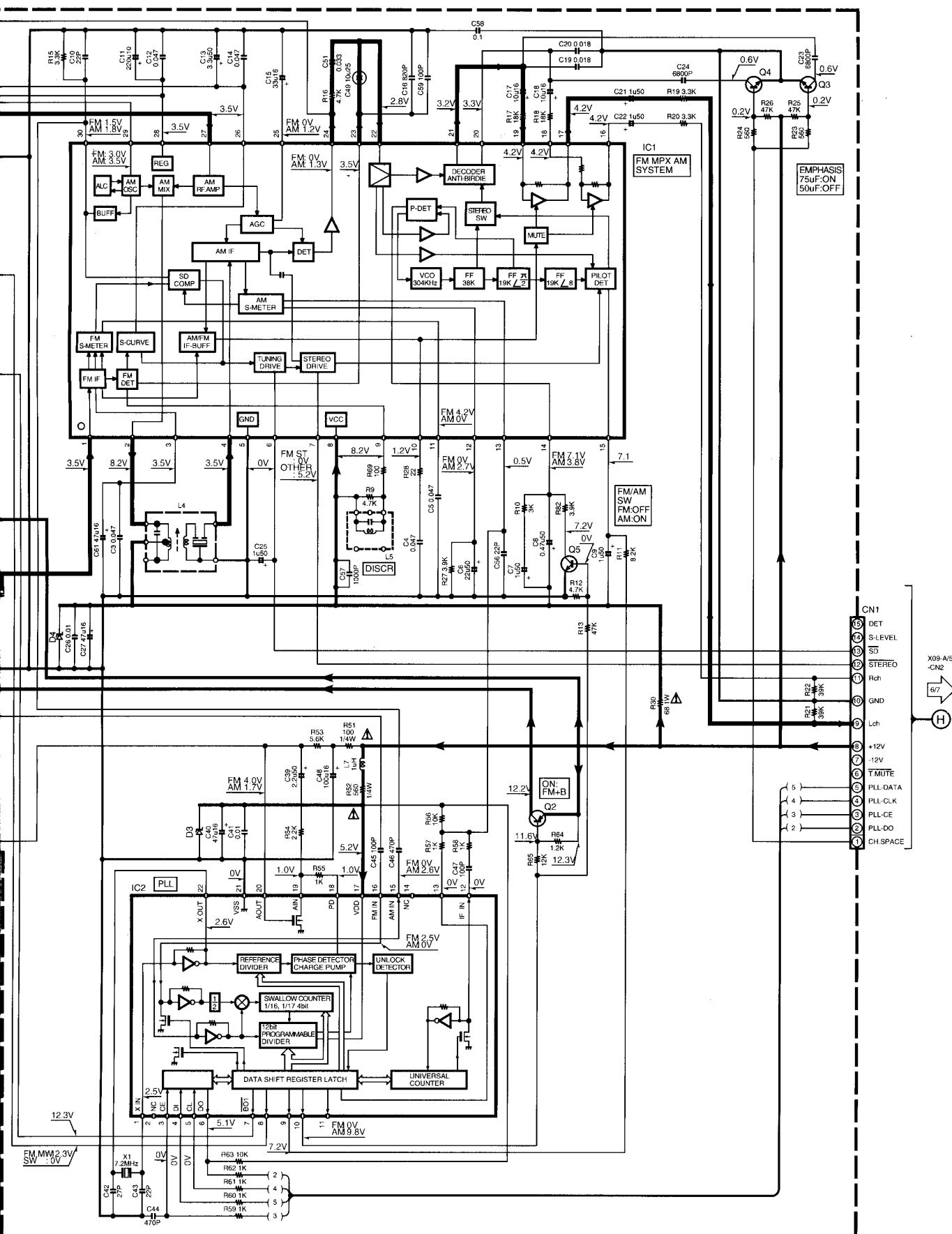
# RXD-500/7

## KENWOOD

(X05-4710-20) : RXD-520S/720S







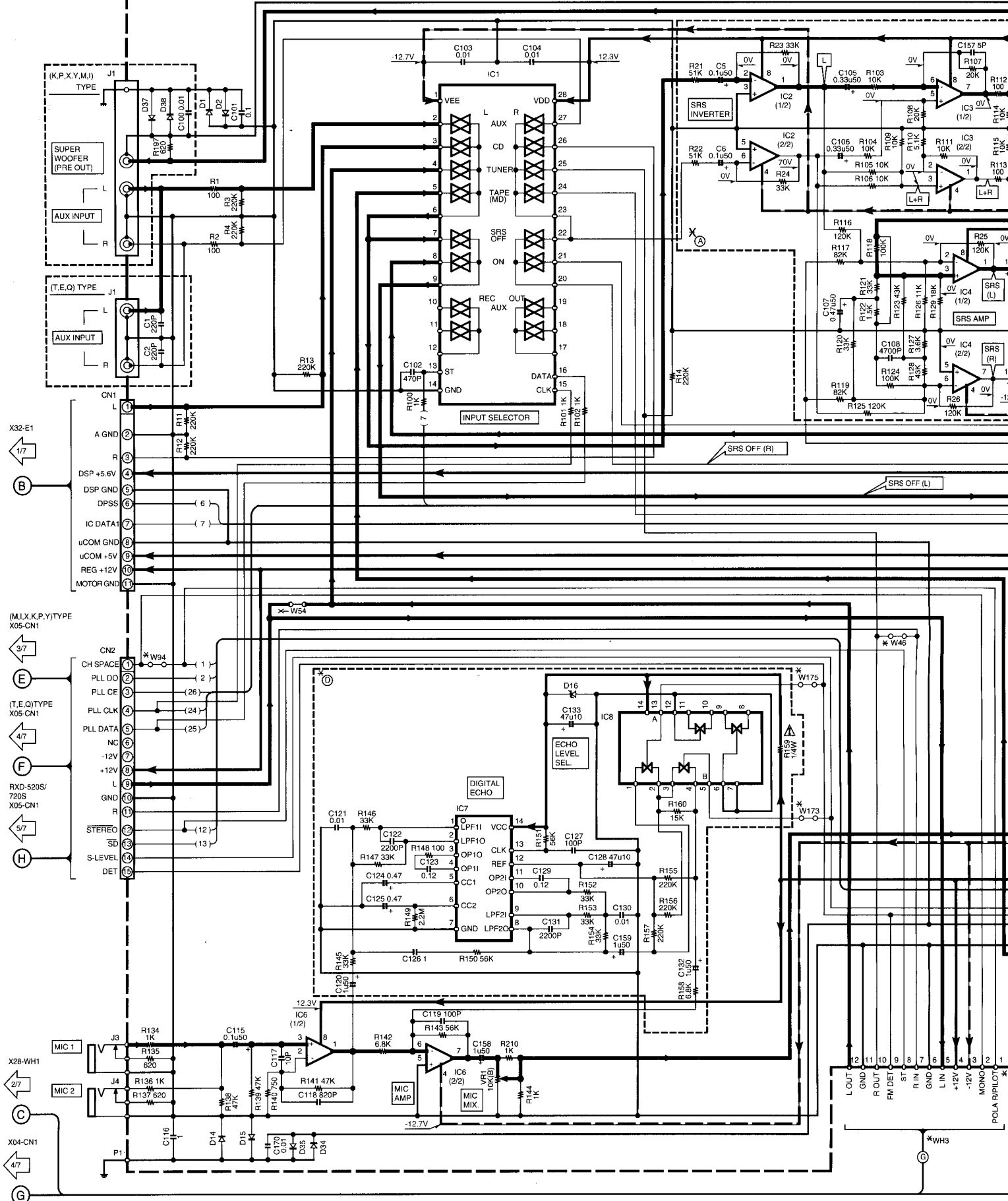
RXD-500/700 (M) (5/7)

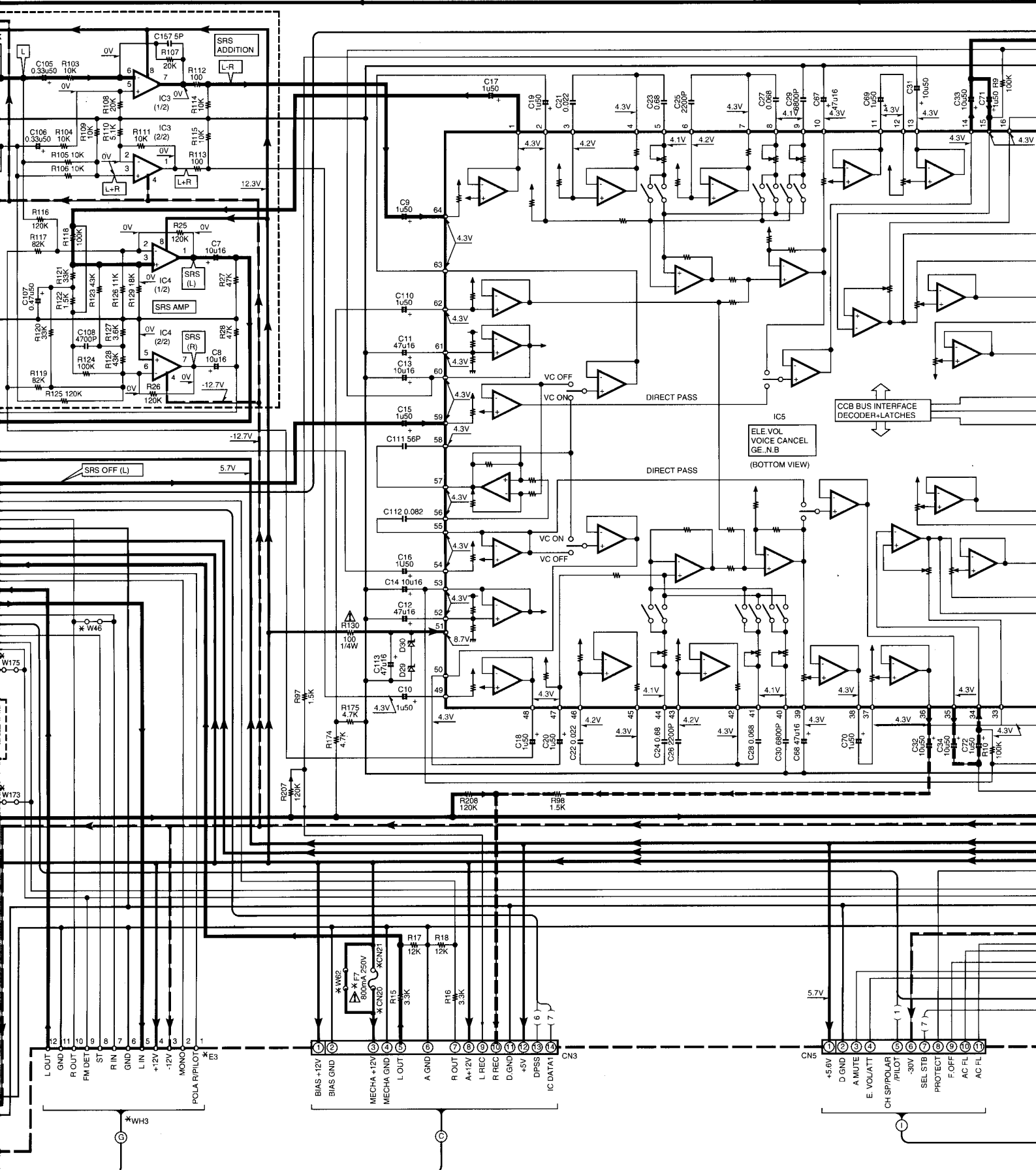
RXD-500/700

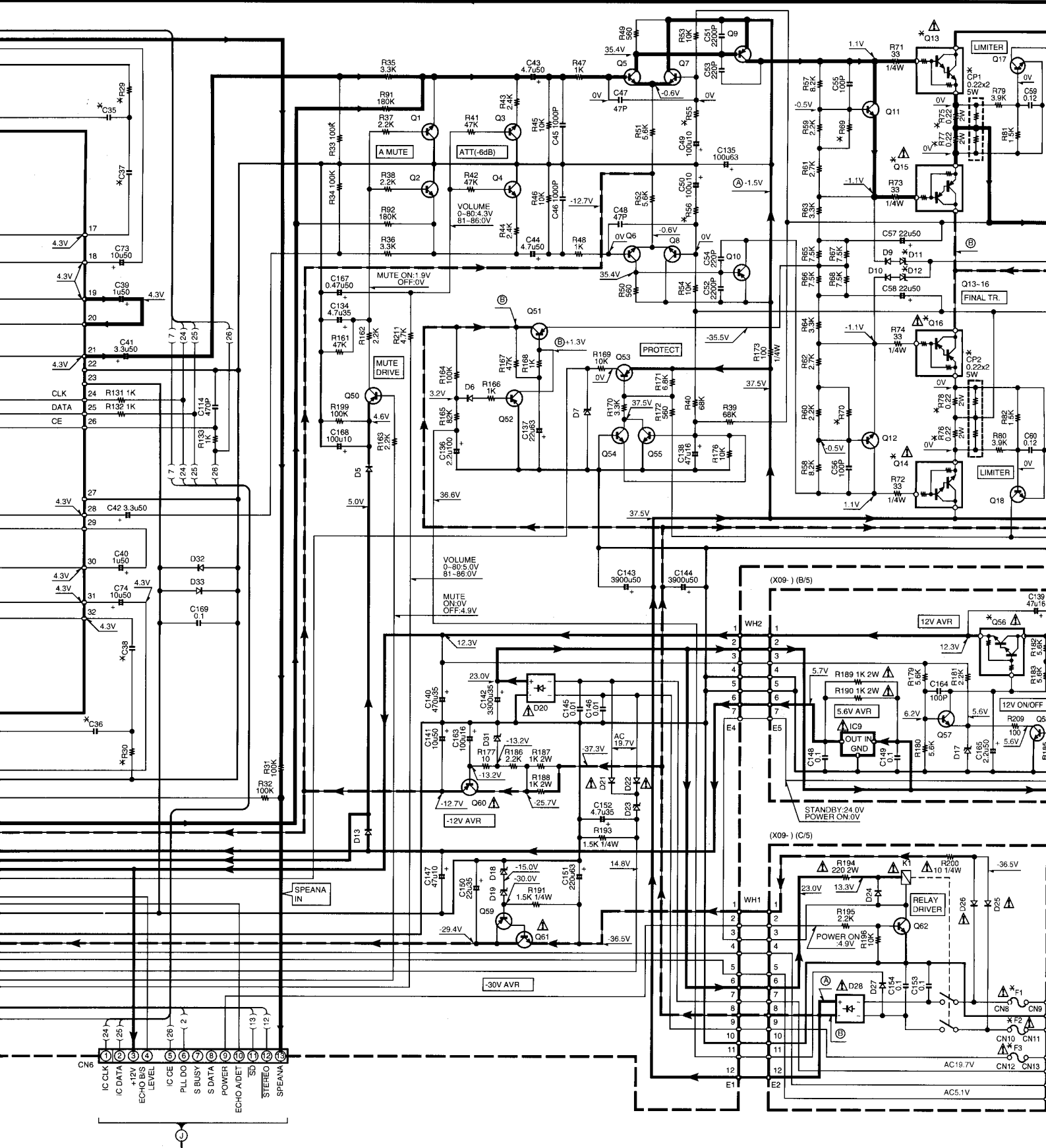
Y39-2540-21

KENWOOD

(X09-461X-XX) (A/5): RXD-700/700W/710/720S/750/750W/760









	D37,38	F1,2	F3	F5	F7	Q13,14	Q15,16	Q56	R29,30	R55,56	R69,70	R75-78,197	R89,90	W2,7	W5,6,11,17,46,54,61,62,94,173,175	S1,2	CN14-17	CN20,21	E3	WH3	CP1,2
	YES	4A L 250V	2.5A L 250V	2A L 250V	NO	2SD2493	2SB1624	2SD1893	6.8K	91	430	YES	10K	NO	YES	YES	YES	NO	NO	NO	NO

	D37,38	F1,2	F3	F5	F7	Q13,14	Q15,16	Q56	R29,30	R55,56	R69,70	R75-78,197	R89,90	R197	W2	W5,6,11,17,46,54,61,62,94,173,175	W7	W46,54,94	W61	W62	W173,175	S1	S2	CN14,15	CN16,17	CN20,21	E3	WH3	CP1,2
	YES	4A L 250V	2.5A L 250V	NO	NO			2SD1893								YES	YES					YES	NO	NO	NO	NO	NO	NO	NO
	NO	4A L 250V	2.5A L 250V	NO	NO			2SD1893X or 2SD1893	8.2K	91			10K	YES	YES	NO	YES		NO	YES		NO	NO	NO	YES	NO	NO	NO	NO
	YES	5A 125V	4A 125V	3A 250V	YES	2SD2493	2SB1624	2SD1893	8.2K	82	430	YES	10K	YES	YES	YES	NO	YES		NO	NO	NO	NO	YES	YES	YES	YES	NO	NO
	YES	4A L 250V	2.5A L 250V	2A L 250V	NO			2SD1893	6.8K	91			10K	YES	NO	YES	NO	YES	YES	YES	YES	YES	YES	YES	YES	YES	NO	NO	NO

	D37,38	F1.2	F3	F5, 7	Q13, 14	Q15, 16	Q56	R29, 30	R55, 56	R69, 70	R75-78	R89, 90, 197	W2,7,62	W5,6,11,17,46,54,61,94,173,175	S1	S2	CN14-17, 20,21	E3	WH3	CP1,2
	NO	4A L 250V	2.5A L 250V	NO	2SD2493	2SB1624	2SD1893	8.2K	91	430	YES	NO	YES	NO	YES	NO	NO	YES	YES	NO

	D37,38	F1,2	F3	F5	F7	Q13,14	Q15,16	Q56	R29,30	R55,56	R69,70	R75-78,197	R89,90	R197	W2	W5,6,11,17,46,54,61,62,94,173,175	W7	W46,54,94	W61	W62	W173,175	S1	S2	CN14,15	CN16,17	CN20,21	E3	WH3	CP1,2
	YES	4A L 250V	2.5A L 250V	NO	NO			2SD1893								YES	YES					YES	NO	NO	NO	NO	NO	NO	NO
	NO	4A L 250V	2.5A L 250V	NO	NO			2SD1893X or 2SD1893	8.2K	91			10K	YES	YES	NO	YES		NO	YES		YES	NO	NO	YES	NO	NO	NO	NO
	YES	5A 125V	4A 125V	3A 250V	YES	2SD2493	2SB1624	2SD1893	8.2K	82	430	YES	10K	YES	YES	YES	NO	YES		NO	NO	NO	NO	YES	YES	YES	YES	NO	NO
	YES	4A L 250V	2.5A L 250V	2A L 250V	NO			2SD1893	6.8K	91			10K	YES	NO	YES	NO	YES	YES	YES	YES	YES	YES	YES	YES	YES	NO	NO	NO

	D37,38	F1.2	F3	F5	F7	Q13, 14	Q15, 16	Q56	R29, 30	R55, 56	R69, 70	R75 -78	R89, 90	R197	W2,7, 173, 175	W5,6,11,17,46, 54,61,62,94	S1,2	CN14 -17	CN20, 21	E3	WH3	CP1,2
	YES	4A L 250V	2.5A L 250V	2A L 250V	NO	2SD2493	2SB1624	2SD1893	6.8K	91	430	YES	10K	YES	NO	YES	YES	YES	NO	NO	NO	NO

	D37,38	F1,2	F3	F5	F7	Q13, 14	Q15, 16	Q56	R29, 30	R55, 56	R69, 70	R75-78, 197	R89, 90	W2,7	W5,6,11,17,46,54,61,62,94,173,175	S1,2	CN14 -17	CN20, 21	E3	WH3	CP1,2
	YES	4A L 250V	2.5A L 250V	2A L 250V	NO	2SD2389	2SB1559	2SD1893 X or 2SD1893	6.8K	62	510	YES	12K	NO	YES	YES	YES	NO	NO	NO	NO

	D37,38	F1,2	F3	F5	F7	Q13,14	Q15,16	Q56	R29,30	R55,56	R69,70	R75-78,197	R89,90	R197	W2	W5,6,11,17,46,54,61,62,94,173,175	W7	W46,54,94	W61	W62	W173,175	S1	S2	CN14,15	CN16,17	CN20,21	E3	WH3	CP1,2
	YES	4A L 250V	2.5A L 250V	NO	NO			2SD1893								YES	YES					YES	NO	NO	NO	NO	NO	NO	NO
	NO	4A L 250V	2.5A L 250V	NO	NO			2SD1893X or 2SD1893	6.8K	62	510	YES	12K	YES	YES	NO	YES		NO	YES		YES	NO	NO	YES	NO	NO	NO	NO
	YES	6A 125V	4A 125V	5A 125V	YES	2SD2389	2SB1559	2SD1893	6.8K	62	510	YES	12K	YES	YES	YES	NO	YES		NO	NO	NO	NO	YES	YES	YES	YES	NO	NO
	YES	4A L 250V	2.5A L 250V	2A L 250V	NO			2SD1893					YES	12K	YES	NO	YES	NO	YES	YES	YES	YES	YES	YES	YES	YES	NO	NO	NO

	D37,38	F1.2	F3	F5,7	Q13. 14	Q15. 16	Q56	R29, 30	R55. 56	R69, 70	R75 -78	R89,90, 197	W2,5-7, 11,17,62	W46,54,61,94, 173,175	S1	S2	CN14-17, 20,21	E3	WH3	CP1,2
	NO	4A L 250V	2.5A L 250V	NO	2SD2389	2SB1559	2SD1893	6.8K	62	510	YES	NO	YES	NO	YES	NO	NO	YES	YES	NO

	D37,38	F1,2	F3	F5	F7	Q13, 14	Q15, 16	Q56	R29, 30	R55, 56	R69, 70	R75 -78	R89, 90	R197	W2	W5,6, 11,17	W7	W46, 54,94	W61	W62	W173, 175	S1	S2	CN14, 15	CN16,17, 20,21	E3	WH3	CP1,2	
	YES							2SD1893					12K	YES		YES	YES					YES	NO	NO	NO	NO	NO	NO	NO
	NO	4A L 250V	2.5A L 250V	NO	NO	2SD2389	2SB1559	2SD1893X or 2SD1893	6.8K	62	510	YES	NO	NO	YES	NO	YES	YES	NO	YES		YES	NO	NO	NO	NO	NO	NO	NO
	YES	6A 125V	4A 125V	5A 125V	YES			2SD1893				NO	12K	YES		YES	NO			NO		NO			YES			YES	

	D37,38	F1,2	F3	F5	F7	Q13, 14	Q15, 16	Q56	R29, 30	R55, 56	R69, 70	R75-78, 197	R89, 90	W2,7	W5,6,11,17,46,54,61,62,94,173,175	S1,2	CN14-17	CN20, 21	E3	WH3	CP1,2
	YES	4A L 250V	2.5A L 250V	2A L 250V	NO	2SD2389	2SB1559	2SD1893X or 2SD1893	6.8K	62	510	YES	12K	NO	YES	YES	YES	NO	NO	NO	NO

X14-A/2  
-WH3

7/7

I

X14-A/2  
-WH4

7/7

J

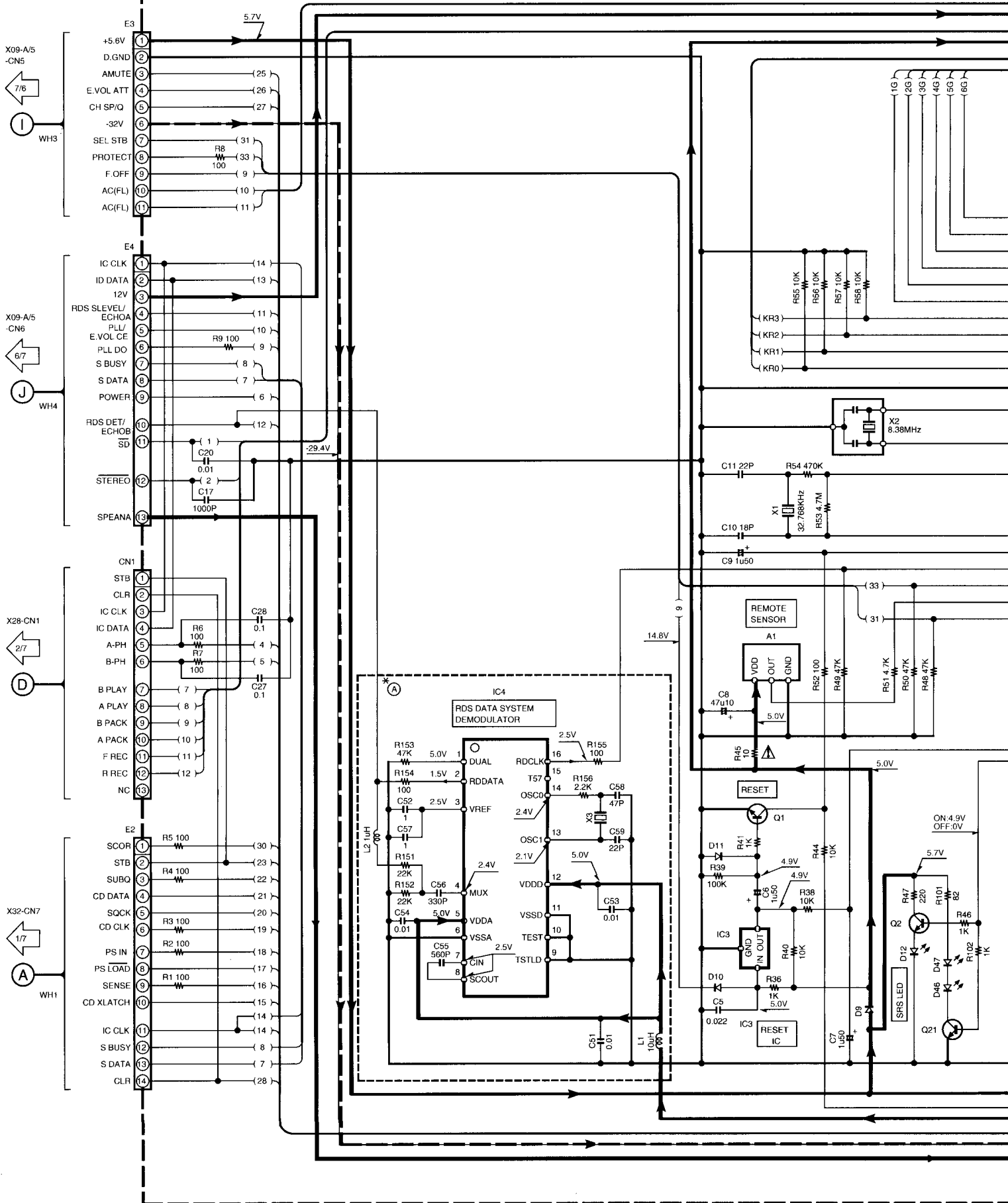
## RXD-500/700(M) (6/7)

**CAUTION:** For continued safety, replace safety critical components only with manufacturer's recommended parts (refer to parts list). ⚠ indicates safety critical components. For continued protection against risk of fire, replace only with same type and rating fuse(s). To reduce the risk of electric shock, leakage-current or resistance measurements shall be carried out (exposed parts are acceptably insulated from the supply circuit) before the appliance is returned to the customer.

The DC voltage is an actual reading measured with a high impedance type volt-meter as the AM/FM signal generator is specified to the conditions as shown in the list below. The measurement value may vary depending on the measuring instruments used or on the product. The value shown in ( ) is actual reading measured in the AM made.

RXD-500/700

(X14-434X-XX) (A/2) : RXD-500/500W/520S/550/550W/560  
 (X14-429X-XX) (A/2) : RXD-700/700W/710/720S/750/750W/760



RXD-560 (X14-434X-XX)

DESTINATION	COUNTRY	ABB.	UNIT No.	(A)	R17	R18	D20,21,24,45	D22,23	W73
GENERAL MARKET	U.K.	M	0-21	NO	18K	27K	YES	NO	YES

RXD-550W/500W (X14-434X-XX)

DESTINATION	COUNTRY	ABB.	UNIT No.	(A)	R17	R18	D20,21,22,45	D23,24	W73
RUSSIA	U.S.A.	O	3-81	YES	5.6K	47K	YES	NO	NO

RXD-550 (X14-434X-XX)

DESTINATION	COUNTRY	ABB.	UNIT No.	(A)	R17	R18	D20	D21	D22	D23,24	D45	W73
AUSTRALIA	U.K.	X	0-71	NO	18K	27K	YES	NO	NO	NO	YES	YES
U.K.	T	0-51	YES	5.6K	47K	YES	NO	YES	YES	NO	YES	YES
EUROPE	E	2-71	YES	5.6K	47K	YES	NO	YES	YES	NO	YES	YES
U.S.A.	K	P	0-11	NO	18K	27K	YES	YES	NO	NO	YES	YES
CANADA	K	P	0-11	NO	18K	27K	YES	YES	NO	NO	YES	YES
PX MALAYSIA	Y	I	0-23	NO	18K	27K	YES	YES	NO	NO	YES	YES
GENERAL MARKET	I	M	0-23	NO	18K	27K	YES	YES	NO	NO	YES	YES

RXD-500 (X14-434X-XX)

DESTINATION	COUNTRY	ABB.	UNIT No.	(A)	R17	R18	D20	D21	D22	D23,24	D45	W73
AUSTRALIA	U.K.	X	0-71	NO	18K	27K	YES	NO	NO	NO	YES	YES
U.K.	T	0-51	YES	5.6K	47K	YES	NO	YES	YES	NO	YES	YES
EUROPE	E	2-71	YES	5.6K	47K	YES	NO	YES	YES	NO	YES	YES
U.S.A.	K	P	0-11	NO	18K	27K	YES	YES	NO	NO	YES	YES
CANADA	K	P	0-11	NO	18K	27K	YES	YES	NO	NO	YES	YES
MALAYSIA	Y	I	0-23	NO	18K	27K	YES	YES	NO	NO	YES	YES
GENERAL MARKET	I	M	0-23	NO	18K	27K	YES	YES	NO	NO	YES	YES

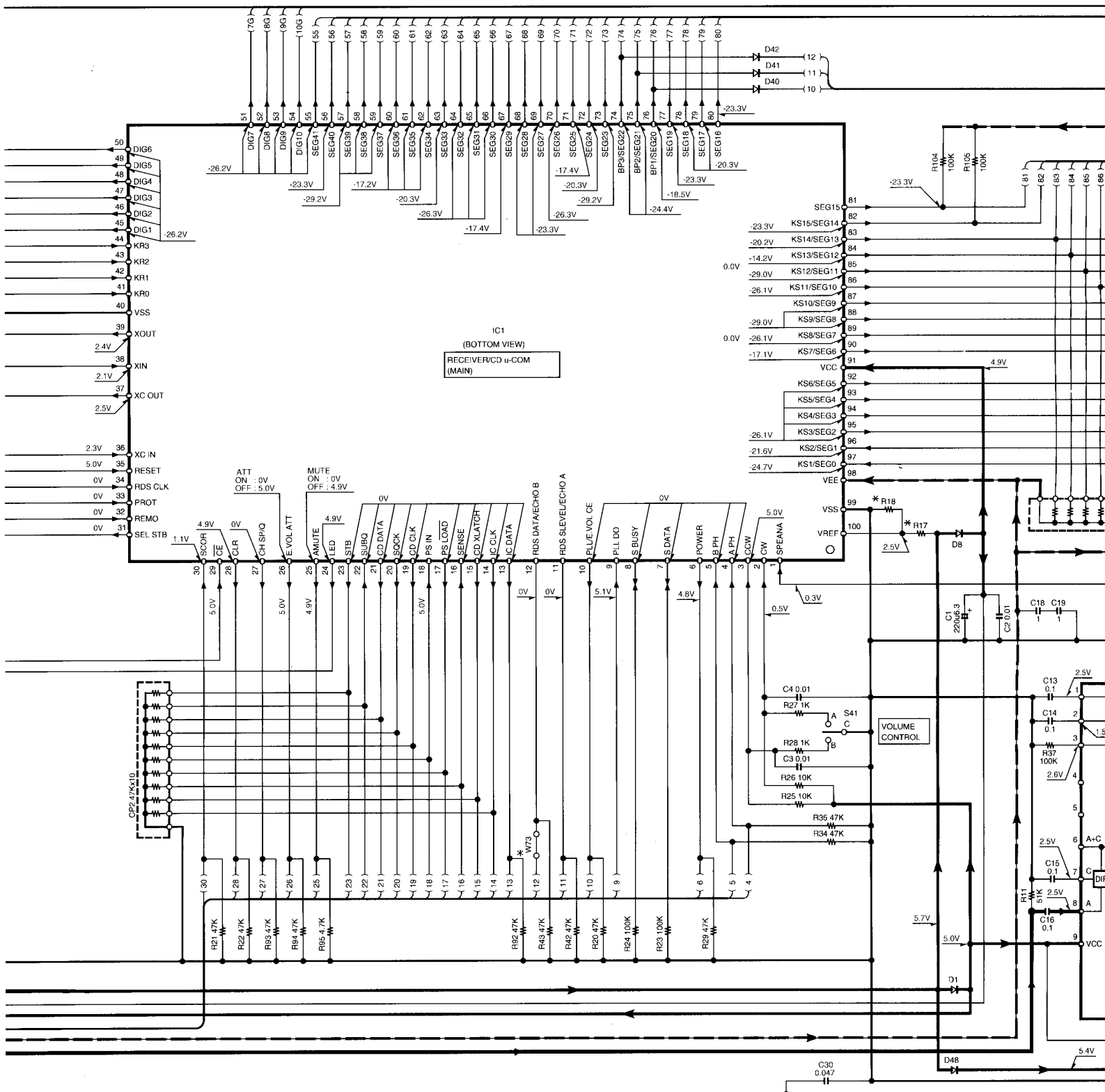
DG

DH

DI

DJ

DK



IC1  
(BOTTOM VIEW)  
RECEIVER/CD u-COM  
(MAIN)

	(A)	R17	R18	D20	D21	D22	D23	D24	D45	W73
	NO	18K	27K	YES	YES	NO				YES
	YES	5.6K	47K	NO	YES					NO
				NO	NO	NO			YES	YES
	NO	18K	27K			NO				YES

RXD-520S (X14-434X-XX)

DESTINATION	COUNTRY	ABB	UNIT No.	(A)	R17	R18	D20, 21, 23	D22, 24	W73
GENERAL MARKET	M		0-24	NO	18K	27K	YES	NO	YES

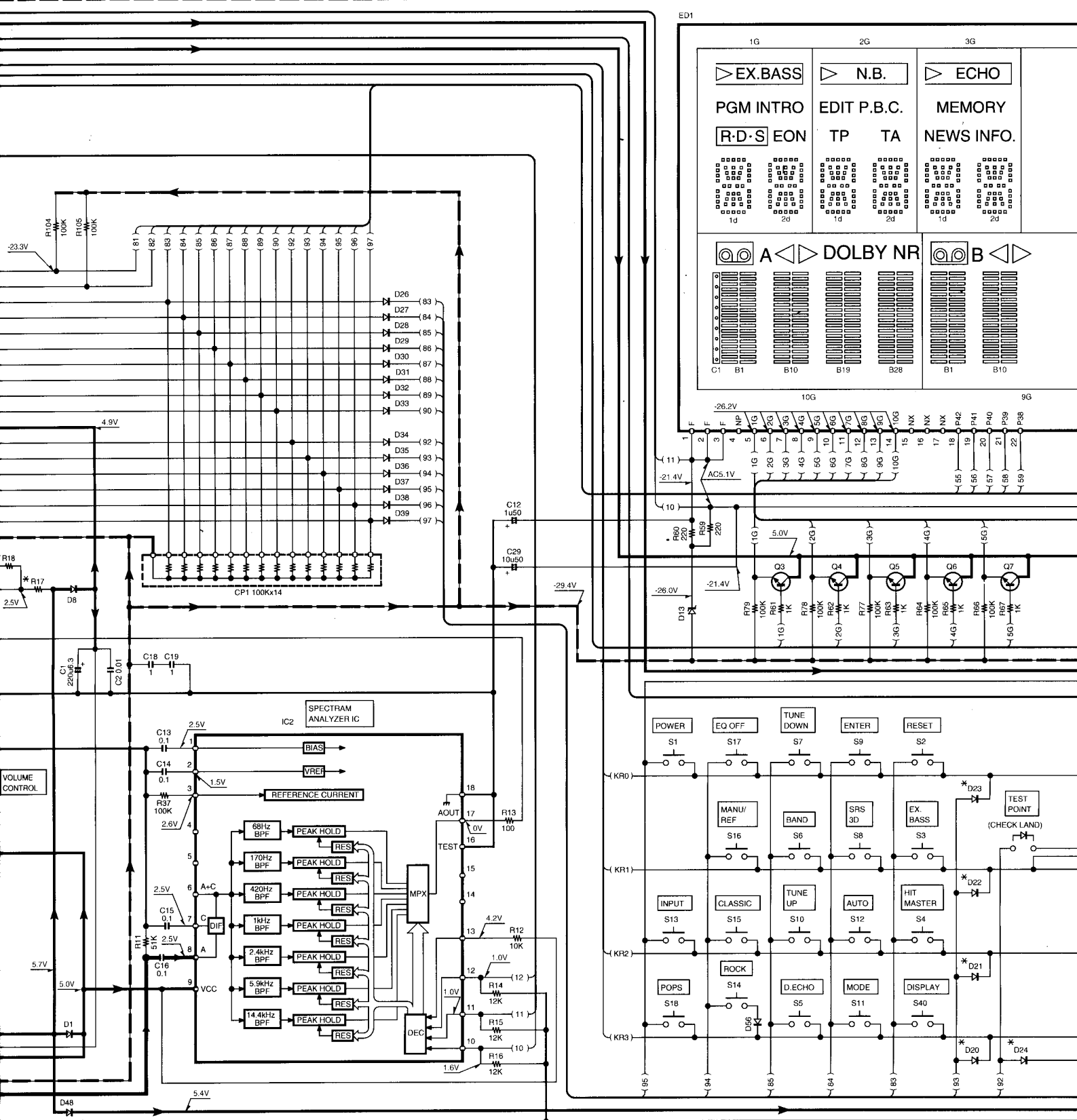
RXD-760/710 (X14-429X-XX)

DESTINATION	COUNTRY	ABB	UNIT No.	(A)	R17	R18	D20, 21, 24	D22, 23, 45	W73
GENERAL MARKET	M		0-20	NO	18K	27K	YES	NO	YES

RXD-750 (X14-429X-XX)

DESTINATION	COUNTRY	ABB	UNIT No.	(A)	R17	R18	D20	D21
AUSTRALIA	X	0-71	NO	18K	27K	YES	NO	YES
U.K.	T	0-51	YES	5.6K	47K	YES	NO	NO
EUROPE	E	2-71					YES	NO
U.S.A.	K	0-11	NO	18K	27K		YES	YES
CANADA	P							
PX	Y	2-91						



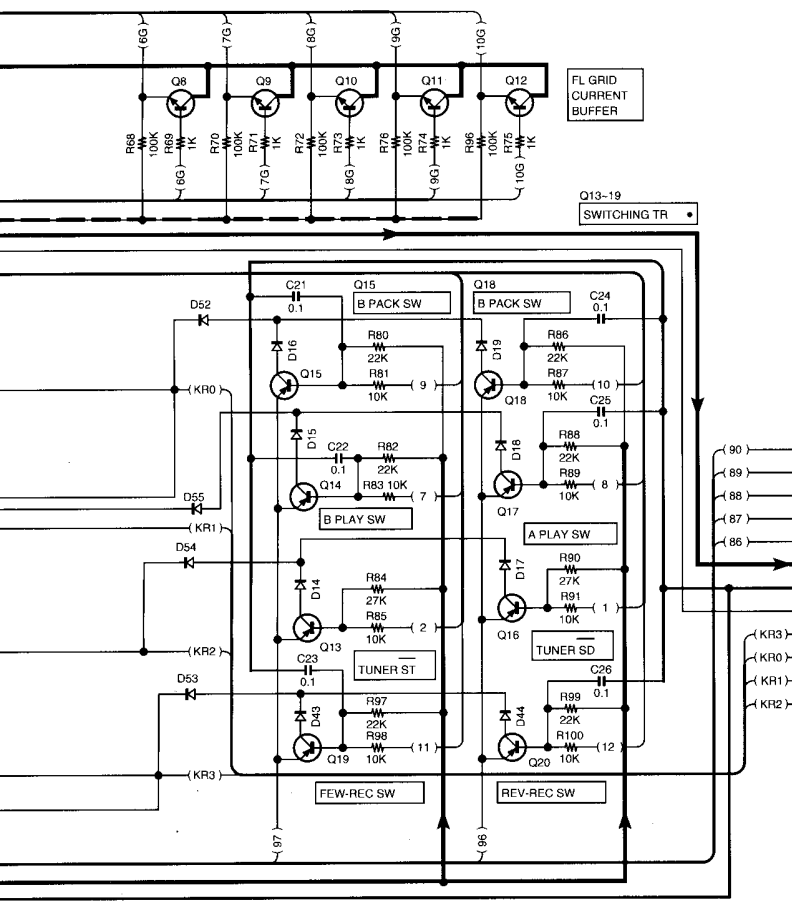
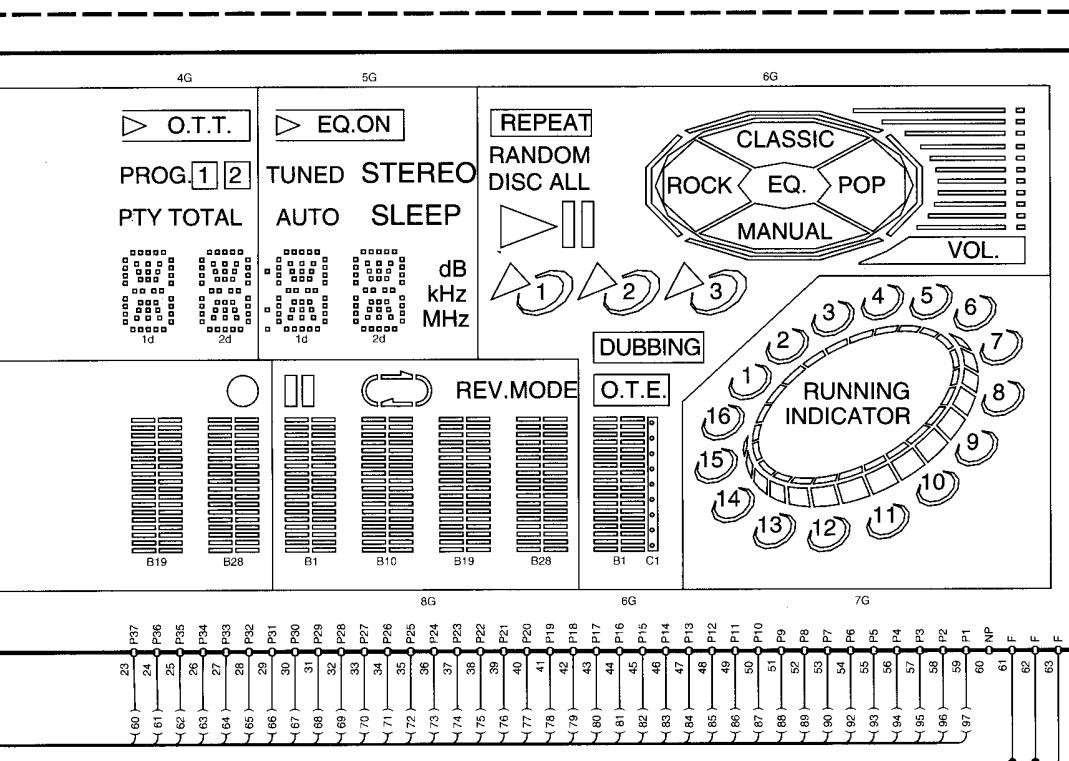


(29X-XX)									
CTION	UNIT No.	(A)	R17	R18	D20	D21	D22	D23, 24,45	W73
ABB.									
X	0-71	NO	18K	27K	YES	YES	NO		YES
T	0-51				NO				
E	2-71	YES	5.6K	47K	YES				NO
K P	0-11				NO	NO	YES		
Y	2-91	NO	18K	27K	YES	YES	NO		YES

DESTINATION		UNIT No.	Ⓐ	R17	R18	D20, 21,22	D23, 24,45	W73
COUNTRY	ABB							
RUSSIA	Q	3-81	YES	5.6K	47K	YES	NO	NO

DESTINATION		UNIT No.	(A)	R17	R18	D20,21, 23,24	D22,45	W73
COUNTRY	ABB.							
GENERAL MARKET	M	0-21	NO	18K	27K	YES	NO	YES

RXD-700 (X14-429X-XX)													
DESTINATION		UNIT No.	Ⓐ	R17	R18	D18	D20	D21	D22	D23 24,45	W73		
COUNTRY	ABB.												
AUSTRALIA	X	0-71	NO	18K	27K	YES	NO	YES	NO			NO	YES
U.K.	T	0-51				NO							NO
EUROPE	E	2-71	YES	5.6K	47K	YES				YES			
U.S.A.	K							NO	YES	YES			
CANADA	P	0-11	NO	18K	27K	NO					YES		

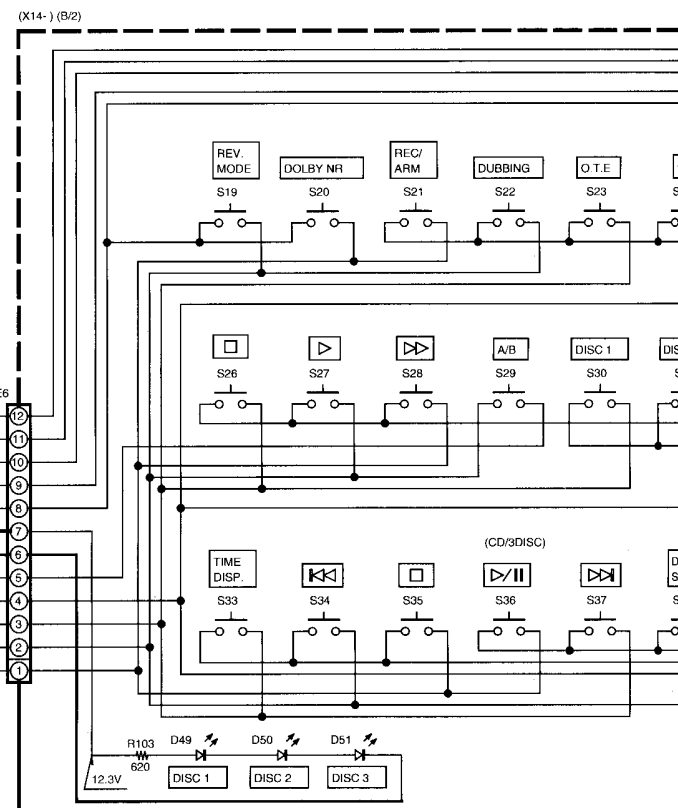
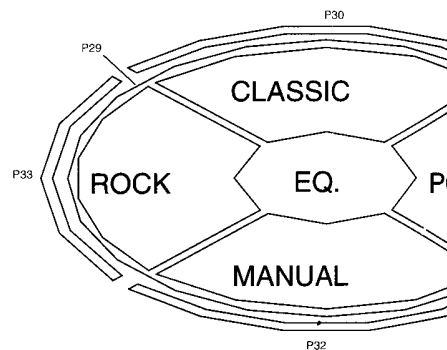
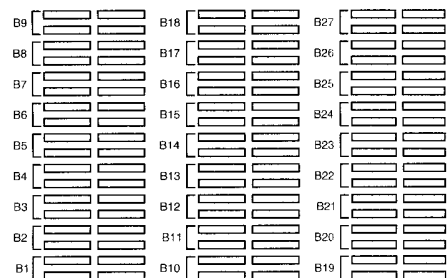


IC1 : M38199MF-062FP  
 IC2 : BA3834S  
 IC3 : S-806D-Z or PST993D-T  
 IC4 : SAA6579

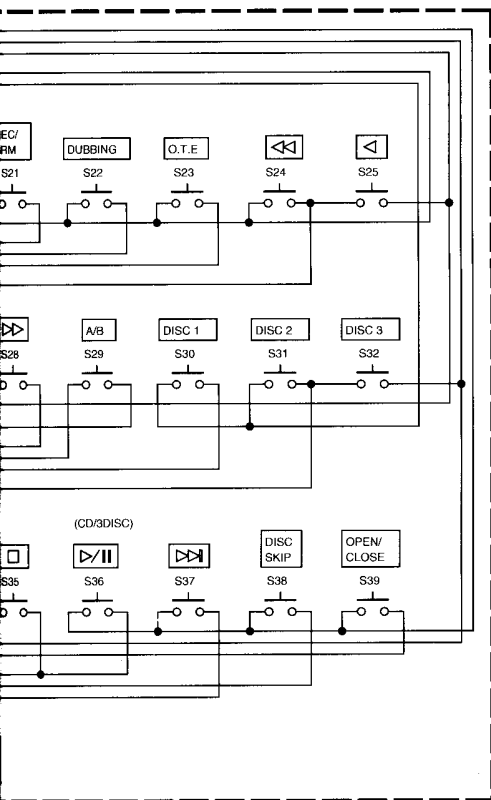
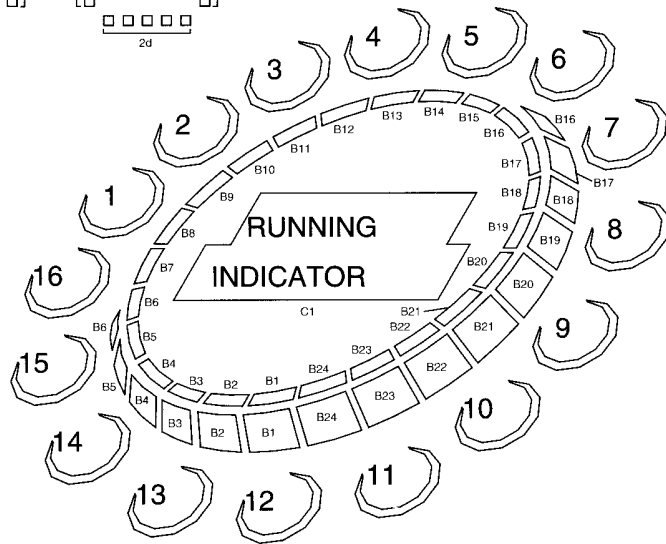
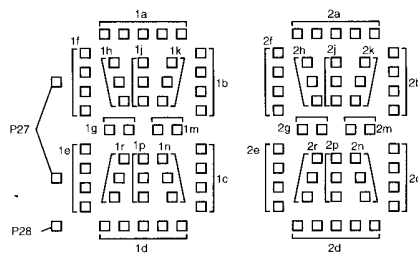
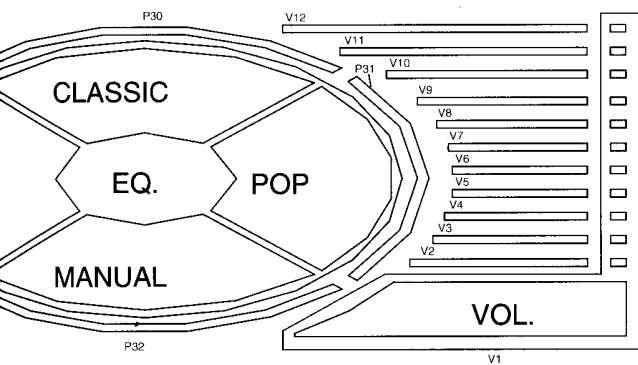
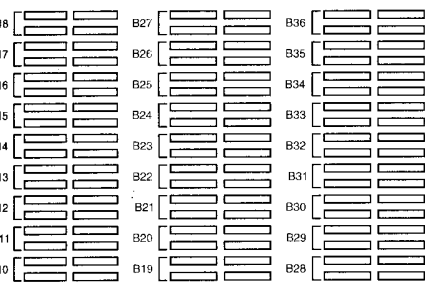
Q1-12,21 : 2SC4081  
 Q13-20 : 2SB1218A(Q,R) or 2SA1576A(R,S)

D1,8,9-11,14-24,26-45,48 : 1SS131 or HSS104A  
 D12,46,47 : B30-2462-05  
 D49-51 : B30-2468-05  
 D13 : MTZJ6.8(B) or UZ-6.8BSB

ED1 : FIP10HMMW6R  
 A1 : W02-2561-05



The DC voltage is an actual reading measured with a high impedance type voltmeter with a cassette loaded at playback mode. The measurement value may vary depending on the measuring instruments used or on the product. Bias circuit DC voltage is measured while in the record mode.



	1G	2G	3G	4G	5G	6G	7G	8G	9G	10G
P1	EON	TA	INFO.	TOTAL	SLEEP	B3	B15	B3	B3	B3
P2	R.D.S	TP	NEWS	PTY	AUTO	ALL	B14	B12	B12	B12
P3	INTRO	P.B.C	MEMORY	2	STEREO	DISC	B13	B21	B21	B21
P4	PGM	EDIT	-	1	TUNED	RANDOM	B12	B30	B30	B30
P5	-	-	-	-	-	B2	B11	B2	B2	B2
P6	EX.BASS	N.B.	ECHO	O.T.T.	EQ.ON	P32	B10	B11	B11	B11
P7	>	>	>	>	>	P33	B20	B20	B20	B20
P8	-	-	-	-	MHz	P30	B29	B29	B29	B29
P9	-	-	-	-	kHz	B1	B1	B1	B1	B1
P10	-	-	-	-	dB	P31	B10	B10	B10	B10
P11	-	-	-	-	-	P29	B19	B19	B19	B19
P12	-	-	-	-	-	REPEAT	B28	B28	B28	B28
P13	1a	1a	1a	1a	1a	C1	B9	-	-	C1
P14	1b	1b	1b	1b	1b	B16	B31	B31	B31	B31
P15	1k	1k	1k	1k	1k	B22	B22	B22	B22	B22
P16	1j	1j	1j	1j	1j	1 2 3	C1	B13	B13	B13
P17	1h	1h	1h	1h	1h	B4	B17	B4	B4	B4
P18	1f	1f	1f	1f	1f	(1)	B32	B32	B32	B32
P19	1g	1g	1g	1g	1g	(2)	B8	B23	B23	B23
P20	1m	1m	1m	1m	1m	(3)	B14	B14	B14	B14
P21	1c	1c	1c	1c	1c	B5	B5	B5	B5	B5
P22	1n	1n	1n	1n	1n	(1)	B18	B33	B33	B33
P23	1r	1r	1r	1r	1r	(2)	B7	B24	B24	B24
P24	1p	1p	1p	1p	1p	(3)	B15	B15	B15	B15
P25	1e	1e	1e	1e	1e	B6	B19	B6	B6	B6
P26	1d	1d	1d	1d	1d	V1	B20	B34	B34	B34
P27	-	-	-	-	-	P27 ( )	V2	B6	B25	B25
P28	-	-	-	-	-	P28 ( )	V3	B5	B16	B16
P29	2a	2a	2a	2a	2a	B7	B7	B7	B7	B7
P30	2b	2b	2b	2b	2b	V4	B4	B35	B35	B35
P31	2k	2k	2k	2k	2k	V5	B21	B26	B26	B26
P32	2j	2j	2j	2j	2j	DUBBING	B3	B17	B17	B17
P33	2h	2h	2h	2h	2h	B8	B2	B8	B8	B8
P34	2f	2f	2f	2f	2f	V12	B1	B36	B36	B36
P35	2g	2g	2g	2g	2g	V6	B22	B27	B27	B27
P36	2m	2m	2m	2m	2m	V11	B23	B18	B18	B18
P37	2c	2c	2c	2c	2c	B9	B24	B9	B9	B9
P38	2n	2n	2n	2n	2n	V7	REV MODE	B	B	A
P39	2r	2r	2r	2r	2r	V8	(1)	B	B	A
P40	2p	2p	2p	2p	2p	V9	(2)	B	B	A
P41	2e	2e	2e	2e	2e	V10	(3)	B	B	A
P42	2d	2d	2d	2d	2d	O.T.E	(4)	B	B	A

**CAUTION:** For continued safety, replace safety critical components only with manufacturer's recommended parts (refer to parts list). ⚠ indicates safety critical components. For continued protection against risk of fire, replace only with same type and rating fuse(s). To reduce the risk of electric shock, leakage-current or resistance measurements shall be carried out (exposed parts are acceptably insulated from the supply circuit) before the appliance is returned to the customer.

RXD-500/700(M) (7/7)

Playback mode. The measurement is taken while in the record mode.

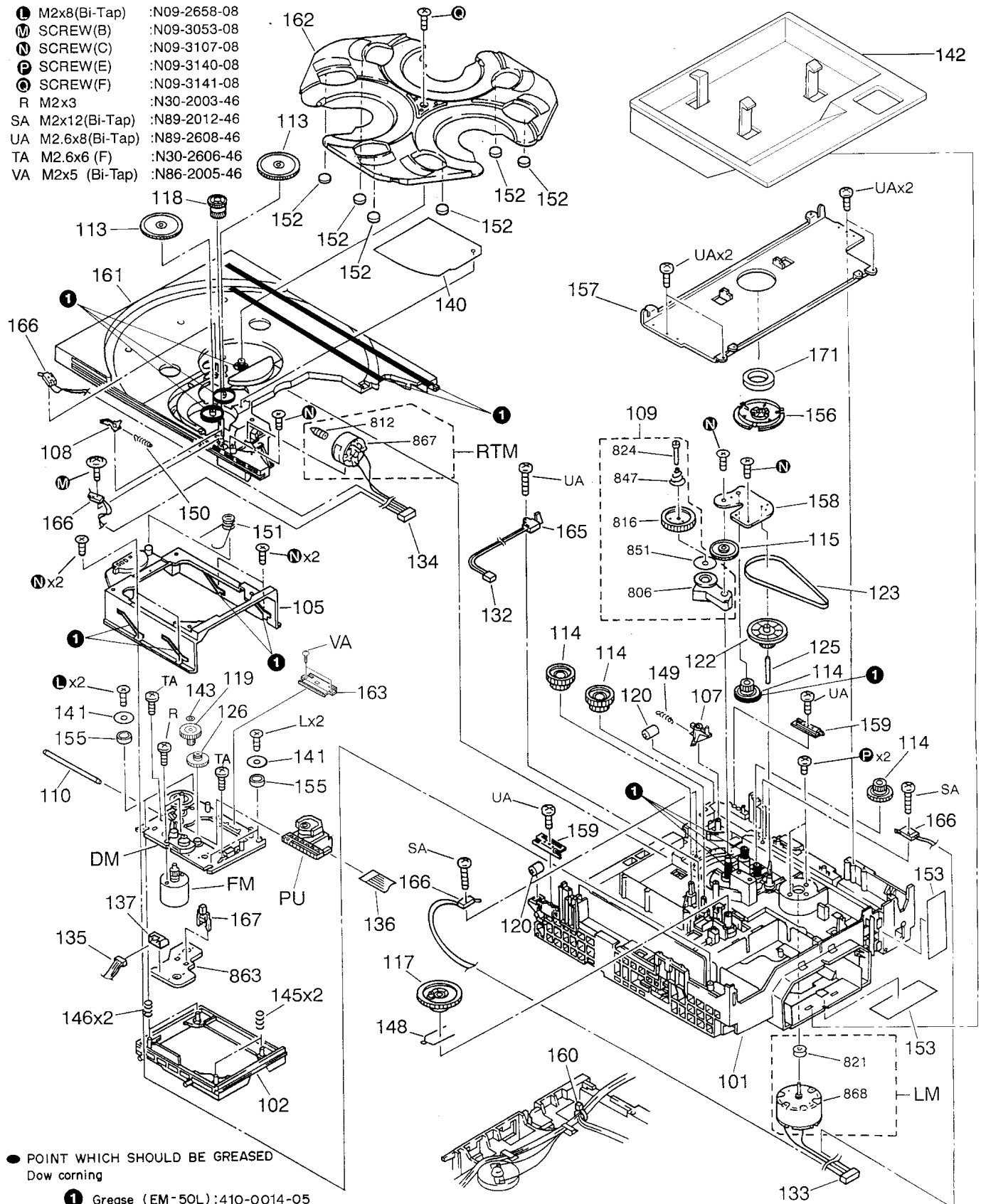
Y39-2540-21

RXD-500/700

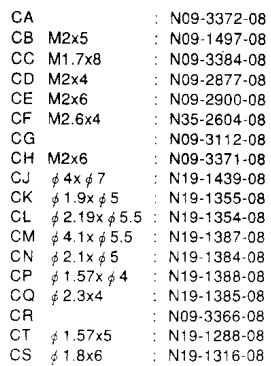
KENWOOD

## EXPLODED VIEW (CD MECHANISM)

- L** M2x8(Bi-Tap) :N09-2658-08
- M** SCREW(B) :N09-3053-08
- N** SCREW(C) :N09-3107-08
- P** SCREW(E) :N09-3140-08
- R** SCREW(F) :N09-3141-08
- R** M2x3 :N30-2003-46
- SA** M2x12(Bi-Tap) :N89-2012-46
- UA** M2.6x8(Bi-Tap) :N89-2608-46
- TA** M2.6x6 (F) :N30-2606-46
- VA** M2x5 (Bi-Tap) :N86-2005-46



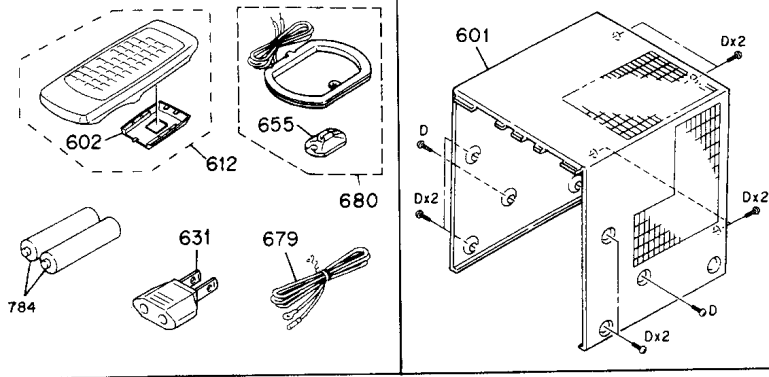
**B341**



F

G

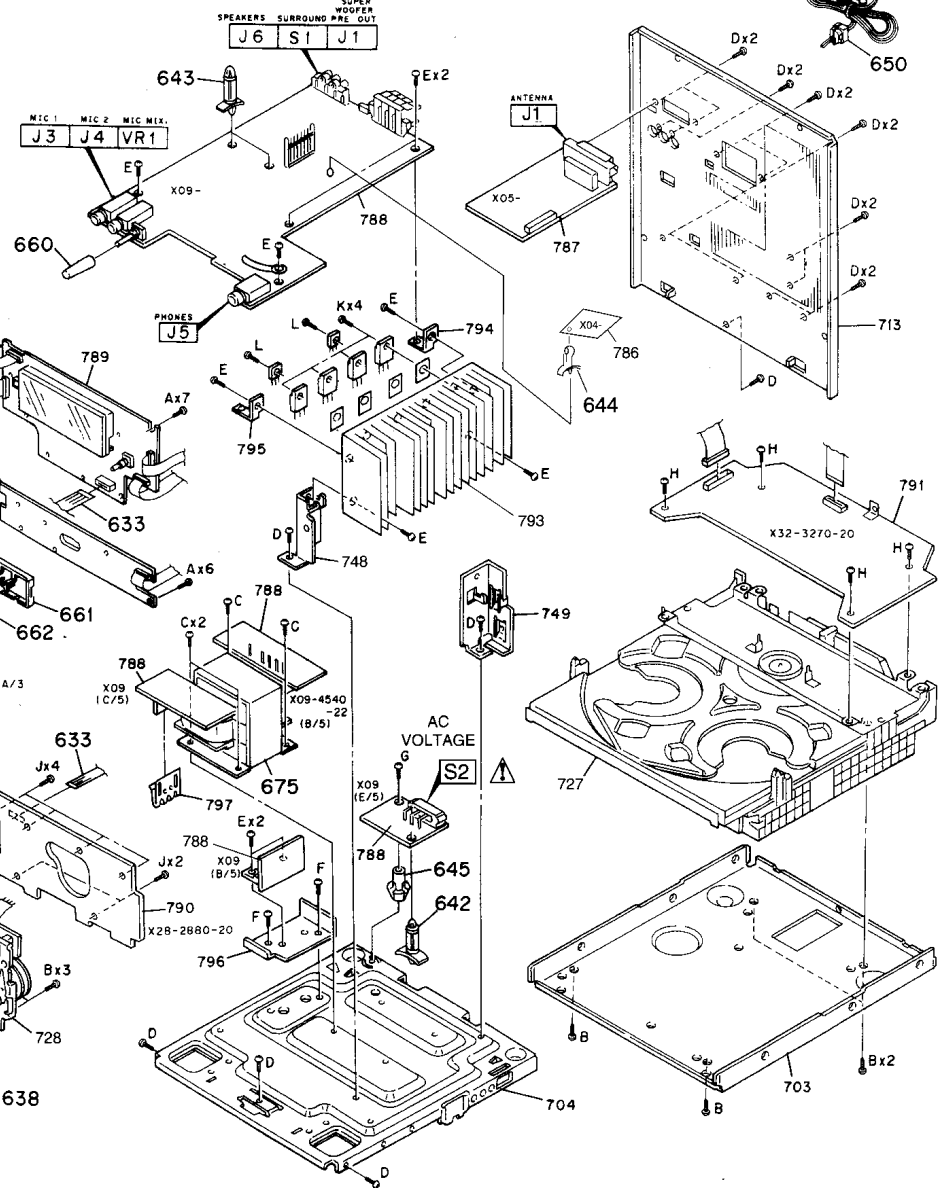
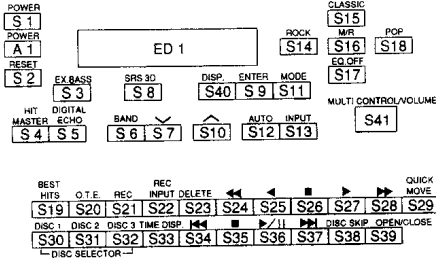
H



### CAUTION

△ The screws which secure 788 to rear panel shall be N89-3008-45(φ3x8) and not be replaced with other type screws.

- A φ 2.6x8 : N82-2608-46
- B φ 3x8 : N82-3008-46
- C M4x6 : N86-4006-46
- D φ 3x8 (BLK) : N89-3008-45
- E φ 3x8 : N89-3008-46
- F φ 3x12 : N89-3012-46
- G φ 3x30 : N89-3030-46
- H M2.6x6 (BLK) : N89-2606-45
- J φ 2x6 : N09-2900-08
- K φ 3x14 : N09-2907-05
- L φ 3x12 : N09-0333-05
- M φ 3x8 : N09-1445-05



EXPLODED VIEW (UNIT)

RXD-500/700

\* New Parts

Parts without **Parts No.** are not supplied.Les articles non mentionnés dans le **Parts No.** ne sont pas fournis.Teile ohne **Parts No.** werden nicht geliefert.

①

Ref. No	Add-ress	New Parts	Parts No.	Description	Desti-nation	Re-marks
<b>RXD-750/750W/760</b>						
601	1F		A01-3375-11	METALLIC CABINET		
602	1F	*	A09-0374-08	BATTERY COVER		
606	2F		A29-0838-02	PANEL (CD)		
607	2F	*	A53-1963-02	CASSETTE HOLDER(L)		
608	2F	*	A53-1964-02	CASSETTE HOLDER(R)		
609	2F	*	A53-1969-12	CASSETTE LID (L)		
610	2F	*	A53-1970-12	CASSETTE LID (R)		
611	2F	*	A60-1011-11	PANEL	KPXY	
611	2F	*	A60-1011-11	PANEL	TEG	
611	2F	*	A60-1012-11	PANEL	MI	
612	1F	*	A70-1106-05	REMOTE CONTROLLER ASSY	MIXY	
612	1F	*	A70-1119-05	REMOTE CONTROLLER ASSY	TEQ	
612	1F	*	A70-1145-05	REMOTE CONTROLLER ASSY	KP	
617	2F	*	B10-2281-12	FRONT GLASS	KPXY	
617	2F	*	B10-2324-12	FRONT GLASS	TEG	
617	2F	*	B10-2334-12	FRONT GLASS	MI	
618	2F	*	B10-2282-02	FRONT GLASS (LID L)		
619	2F	*	B10-2283-02	FRONT GLASS (LID R)		
620	2G		B19-1562-24	LIGHTING BOARD		
621	2F		B19-1563-13	LIGHTING BOARD		
622	2F		B43-0306-04	KENWOOD BADGE		
-			B46-0096-53	WARRANTY CARD		
-			B46-0310-03	WARRANTY CARD	X	
-			B46-0328-03	WARRANTY CARD	TEQ	
-			B46-0336-03	WARRANTY CARD	KY	
-		*	B58-0513-04	CAUTION CARD (PRESET220-240)	P	
-			B58-0964-13	CAUTION CARD (UL)	Y	
-		*	B58-0965-13	CAUTION CARD (T,XtypePL)	KY	
-			B58-0966-13	CAUTION CARD (ELMtype)	XT	
-		*	B58-0967-03	CAUTION CARD (PtypePL)	MIE	
-		*	B58-1526-03	CAUTION CARD (P4,ORI,A4,1(Q)	P	
-		*	B59-1104-00	SERVICE DIRECTORY	Q	
-		*	B60-2914-00	INSTRUCTION MANUAL (ENGLISH)	Y	
-		*	B60-2914-00	INSTRUCTION MANUAL (ENGLISH)	MIX	
-		*	B60-2915-00	INSTRUCTION MANUAL (ENGLISH)	Y	
-		*	B60-2916-00	INSTRUCTION MANUAL (ENGLISH)	T	
-		*	B60-2921-00	INSTRUCTION MANUAL (FRENCH)	P	
-		*	B60-2922-00	INSTRUCTION MANUAL (SPANISH)	M	
-		*	B60-2922-00	INSTRUCTION MANUAL (TAIWAN)	MI	
-		*	B60-2924-00	INSTRUCTION MANUAL (FRENCH)	E	
-		*	B60-2925-00	INSTRUCTION MANUAL (GERMAN)	E	
-		*	B60-2926-00	INSTRUCTION MANUAL (DUTCH)	E	
-		*	B60-2927-00	INSTRUCTION MANUAL (ITALIAN)	E	
-		*	B60-3151-00	INSTRUCTION MANUAL (POLISH)	Q	
-		*	B60-3152-00	INSTRUCTION MANUAL (RUSSIAN)	Q	
-		*	B60-3153-00	INSTRUCTION MANUAL (ENGLISH)	KP	
-		*	B60-3155-00	INSTRUCTION MANUAL (SPANISH)	E	
626	2F	*	D39-0326-05	DAMPER		
△ 631	1F		E03-0115-05	AC PLUG ADAPTER	MI	
△ 632	1H		E30-2592-15	AC POWER CORD	MIEQ	
△ 632	1H		E30-2605-05	AC POWER CORD	Y	
△ 632	1H		E30-2650-05	AC POWER CORD	KP	
△ 632	1H		E30-2717-05	AC POWER CORD	X	

L : Scandinavia

K : USA

P : Canada

R : Mexico

I : Malaysia

Y : PX(Far East, Hawaii)

T : Europe

E : Europe

G : Germany

Y : AAFES(Europe)

X : Australia

M : Other Areas

△ indicates safety critical components.

\* New Parts

Parts without **Parts No.** are not supplied.Les articles non mentionnés dans le **Parts No.** ne sont pas fournis.Teile ohne **Parts No.** werden nicht geliefert.

②

Ref. No	Add-ress	New Parts	Parts No.	Description	Desti-nation	Re-marks
△ 632	1H		E30-2829-05	AC POWER CORD	T	
633	1G,2G	*	E35-1760-05	FLAT CABLE		
637	2G	*	G01-3952-04	TORSION COIL SPRING (L)		
638	2G	*	G01-3953-04	TORSION COIL SPRING (R)		
-		*	H10-7248-12	POLYSTYRENE FOAMED FIXTURE		
-		*	H10-7249-12	POLYSTYRENE FOAMED FIXTURE		
-			H13-0086-04	CARTON BOARD	EQ	
-			H25-0632-24	PROTECTION BAG	KPMIXY	
-			H25-0632-24	PROTECTION BAG		
-			H25-0644-04	PROTECTION BAG (0632 PRINT)	T	
-			H25-1536-04	PROTECTION BAG	KPXYET	
-			H25-1536-04	PROTECTION BAG	Q	
-		*	H25-1611-04	PROTECTION BAG	MI	
-		*	H50-2155-04	ITEM CARTON CASE	KPXY	
-		*	H50-2157-04	ITEM CARTON CASE	TE	
-		*	H50-2285-04	ITEM CARTON CASE	Q	
-		*	H50-2287-04	ITEM CARTON CASE	MI	
642	2H		J19-3325-05	UNIT HOLDER	MIY	
643	1G		J19-3329-05	UNIT HOLDER		
644	1H		J19-3385-05	UNIT HOLDER	Q	
645	2H		J19-3753-04	UNIT HOLDER	MIY	
△ 650	1H		J42-0083-05	POWER CORD BUSHING		
651	2F		J52-0039-05	PUSH LATCH		
655	1F		J19-3645-05	ANTENNA HOLDER		
-			J61-0307-05	WIRE BAND		
659	2F		K29-6493-04	KNOB (MULTI CONTROL)		
660	1G		K29-6494-14	KNOB (MIC VOLUME)		
661	2G		K29-6495-13	KNOB (MANUAL/REFERENCE)		
662	2G		K29-6496-03	KNOB (EQUALIZER)		
663	2G		K29-6497-12	KNOB (RECEIVER MAIN)		
664	2G		K29-6498-12	KNOB (CD MAIN)		
665	2G	*	K29-6502-23	KNOB (INPUT A/B SKIP)		
667	2G		K29-6547-23	KNOB (POWER SW)	MIXY	
667	2G		K29-6547-23	KNOB (POWER SW)	TEQ	
667	2G	*	K29-6714-03	KNOB (POWER SW)	KP	
669	2G		K29-6564-13	KNOB (ENTER/MODE/DISP)		
670	2G	*	K29-6584-12	KNOB (CASSETTE MAIN)		
△ 675	2G	*	L07-2238-05	POWER TRANSFORMER	KP	
△ 675	2G	*	L07-2239-05	POWER TRANSFORMER	MIY	
△ 675	2G	*	L07-2240-05	POWER TRANSFORMER	X	
△ 675	2G	*	L07-2241-05	POWER TRANSFORMER	TE	
△ 675	2G	*	L07-2339-05	POWER TRANSFORMER	Q	
J			N09-2900-08	BIND TAPPING SCREW (2X6)		
679	1F		T90-0801-05	LEAD WIRE ANTENNA	KPMIXY	
679	1F		T90-0809-05	LEAD WIRE ANTENNA	TEQ	
680	1F		T90-0820-05	LOOP ANTENNA		
<b>RXD-550/550W/560</b>						
601	1F		A01-3375-11	METALLIC CABINET		
602	1F		A09-0374-08	CABINET		
606	2F		A29-0838-02	PANEL		
607	2F		A53-1963-02	CASSETTE HOLDER (L)		
608	2F		A53-1964-02	CASSETTE HOLDER (R)		

L : Scandinavia

K : USA

P : Canada

R : Mexico

I : Malaysia

Y : PX(Far East, Hawaii)

T : Europe

E : Europe

G : Germany

Y : AAFES(Europe)

X : Australia

M : Other Areas

△ indicates safety critical components.

RXD-500/700

PARTS LIST

\* New Parts  
Parts without **Parts No.** are not supplied.  
Les articles non mentionnés dans le **Parts No.** ne sont pas fournis.  
Teile ohne **Parts No.** werden nicht geliefert.

3

Ref. No	Add-ress	New Parts	Parts No.	Description	Desti-nation	Re-marks
609	2F		A53-1969-12	CASSETTE LID (L)		
610	2F		A53-1970-12	CASSETTE LID (R)		
611	2F		A60-1011-11	PANEL	TEQ	
611	2F		A60-1011-11	PANEL RXD-550	KPMIXY	
611	2F		A60-1012-11	PANEL RXD-560	MI	
612	1F	*	A70-1120-05	REMOTE CONTROLLER ASSY	MIXY	
612	1F	*	A70-1122-05	REMOTE CONTROLLER ASSY	TTQ	
612	1F	*	A70-1146-05	REMOTE CONTROLLER ASSY	KP	
617	2F	*	B10-2325-12	FRONT GLASS	TEQ	
617	2F	*	B10-2329-12	FRONT GLASS RXD-550	KPMIXY	
617	2F	*	B10-2335-12	FRONT GLASS RXD-560	MI	
618	2F		B10-2282-02	FRONT GLASS (LID L)		
619	2F		B10-2283-02	FRONT GLASS (LID R)		
620	2G		B19-1570-24	LIGHTING BOARD		
621	2F		B19-1563-13	LIGHTING BOARD		
622	2F		B43-0306-04	KENWOOD BADGE		
-			B46-0096-53	WARRANTY CARD	X	
-			B46-0310-03	WARRANTY CARD	TEQ	
-			B46-0328-03	WARRANTY CARD	KY	
-			B46-0336-03	WARRANTY CARD	P	
-			B58-0513-04	CAUTION CARD (PRESET220-240)	Y	
-			B58-0964-13	CAUTION CARD (UL)	KY	
-			B58-0965-13	CAUTION CARD (T,XtypePL)	XT	
-			B58-0966-13	CAUTION CARD (ELM,stypePL)	MIE	
-			B58-0967-03	CAUTION CARD (PtypePL)	P	
-			B58-1526-03	CAUTION CARD (P4,ORI,A4,1(Q)	Q	
-			B59-1104-00	SERVICE DIRECTORY	Y	
-			B60-2914-00	INSTRUCTION MANUAL (ENGLISH)	MIXY	
-			B60-2915-00	INSTRUCTION MANUAL (ENGLISH)	T	
-			B60-2916-00	INSTRUCTION MANUAL (FRENCH)	P	
-			B60-2921-00	INSTRUCTION MANUAL (SPANISH)	M	
-			B60-2922-00	INSTRUCTION MANUAL (TAIWAN)	MI	
-			B60-2924-00	INSTRUCTION MANUAL (FRENCH)	E	
-			B60-2925-00	INSTRUCTION MANUAL (GERMAN)	E	
-			B60-2926-00	INSTRUCTION MANUAL (DAUCH)	E	
-			B60-2927-00	INSTRUCTION MANUAL (ITALIAN)	E	
-			B60-3151-00	INSTRUCTION MANUAL (POLISH)	Q	
-			B60-3152-00	INSTRUCTION MANUAL (RUSSIAN)	Q	
-			B60-3153-00	INSTRUCTION MANUAL (ENGLISH)	KP	
-			B60-3155-00	INSTRUCTION MANUAL (SPANISH)	E	
626	2F		D39-0326-05	DAMPER		
Δ 631	1F		E03-0115-05	AC PLUG ADAPTER	MI	
Δ 632	1H		E30-2592-15	AC POWER CORD	MIEQ	
Δ 632	1H		E30-2605-05	AC POWER CORD	Y	
Δ 632	1H		E30-2650-05	AC POWER CORD	KP	
Δ 632	1H		E30-2717-05	AC POWER CORD	X	
Δ 632	1H		E30-2829-05	AC POWER CORD	T	
633	1G,2G		E35-1760-05	FLAT CABLE		
637	2G		G01-3952-04	TORSION COIL SPRING		
638	2G		G01-3953-04	TORSION COIL SPRING		
-			H10-7248-12	POLYSTYRENE FOAMED FIXTURE		
-			H10-7249-12	POLYSTYRENE FOAMED FIXTURE		

L : Scandinavia K : USA P : Canada R : Mexico I : Malaysia  
Y : PX(Far East, Hawaii) T : Europe E : Europe G : Germany  
Y : AAFES(Europe) X : Australia M : Other Areas

Δ indicates safety critical components.

\* New Parts  
Parts without **Parts No.** are not supplied.  
Les articles non mentionnés dans le **Parts No.** ne sont pas fournis.  
Teile ohne **Parts No.** werden nicht geliefert.

4

Ref. No	Add-ress	New Parts	Parts No.	Description	Desti-nation	Re-marks
-			H13-0086-04	CARTON BOARD		
-			H25-0632-24	PROTECTION BAG	EQ	
-			H25-0632-24	PROTECTION BAG	KPMIXY	
-			H25-0644-04	PROTECTION BAG (0632 PRINT)	T	
-			H25-1536-04	PROTECTION BAG	KPXY	
-			H25-1536-04	PROTECTION BAG	TEQ	
-			H25-1611-04	PROTECTION BAG	MI	
-		*	H50-2168-04	ITEM CARTON CASE RXD-550	KPXY	
-		*	H50-2169-04	ITEM CARTON CASE RXD-550	MI	
-		*	H50-2170-04	ITEM CARTON CASE RXD-550	TE	
-		*	H50-2290-04	ITEM CARTON CASE RXD-550W	Q	
-		*	H50-2292-04	ITEM CARTON CASE RXD-560	MI	
642	2H		J19-3325-05	UNIT HOLDER	MIY	
643	1G		J19-3329-05	UNIT HOLDER		
644	1H		J19-3385-05	UNIT HOLDER	Q	
645	2H		J19-3753-04	UNIT HOLDER	MIY	
Δ 650	1H		J42-0083-05	POWER CORD BUSHING		
651	2F		J52-0039-05	PUSH LATCH		
655	1F		J19-3645-05	ANTENNA HOLDER		
-			J61-0307-05	WIRE BAND		
659	2F		K29-6493-04	KNOB (MULTI CONTROL VOLUME)		
660	1G		K29-6494-14	KNOB (MIC VOLUME)		
661	2G		K29-6495-13	KNOB (MANUAL/REFERENCE)		
662	2G		K29-6496-03	KNOB (EQUALIZER)		
663	2G		K29-6497-12	KNOB (RECEIVER MAIN)		
664	2G		K29-6498-12	KNOB (CD MAIN)		
665	2G		K29-6502-23	KNOB (INPUT A/B SKIP)		
667	2G		K29-6547-23	KNOB (POWER SW)	MIXY	
667	2G		K29-6547-23	KNOB (POWER SW)	TEQ	
667	2G		K29-6714-03	KNOB (POWER SW)	KP	
669	2G		K29-6564-13	KNOB (ENTER MODE DISP)		
670	2G		K29-6564-12	KNOB (CASSETTE MAIN))		
Δ 675	2G	*	L07-2257-05	POWER TRANSFORMER	KP	
Δ 675	2G	*	L07-2258-05	POWER TRANSFORMER	MIY	
Δ 675	2G	*	L07-2259-05	POWER TRANSFORMER	X	
Δ 675	2G	*	L07-2260-05	POWER TRANSFORMER	TE	
Δ 675	2G	*	L07-2340-05	POWER TRANSFORMER	Q	
675	2G		N09-1445-05	SET SCREW (M3X8)		
J			N09-2900-08	BIND TAPPING SCREW (2X6)		
679	1F		T90-0801-05	LEAD WIRE ANTENNA	KPMIXY	
679	1F		T90-0809-05	LEAD WIRE ANTENNA	TEQ	
680	1F		T90-0820-05	LOOP ANTENNA		
<b>RXD-700/700W/710/720S</b>						
601	1F		A01-3414-11	METALLIC CABINET		
602	1F		A09-0374-08	CABINET		
606	2F	*	A29-0848-02	PANEL		
607	2F		A53-1963-02	CASSETTE HOLDER(L)		
608	2F		A53-1964-02	CASSETTE HOLDER(R)		
609	2F	*	A53-1973-12	CASSETTE LID (L)		
610	2F	*	A53-1974-12	CASSETTE LID (R)		
611	2F	*	A60-1013-11	PANEL	KPXTQ	
611	2F	*	A60-1034-11	PANEL	MI	
612	1F	*	A70-1106-05	REMOTE CONTROLLER ASSY	MIX	

L : Scandinavia K : USA P : Canada R : Mexico I : Malaysia  
Y : PX(Far East, Hawaii) T : Europe E : Europe G : Germany  
Y : AAFES(Europe) X : Australia M : Other Areas

Δ indicates safety critical components.

PARTS LIST

RXD-500/700



\* New Parts

Parts without **Parts No.** are not supplied.Les articles non mentionnés dans le **Parts No.** ne sont pas fournis.Teile ohne **Parts No.** werden nicht geliefert.

5

Ref. No	Add-ress	New Parts	Parts No.	Description	Desti-nation	Re-marks
612	1F	*	A70-1119-05	REMOTE CONTROLLER ASSY	TEQ	
612	1F	*	A70-1145-05	REMOTE CONTROLLER ASSY	KP	
617	2F	*	B10-2336-12	FRONT GLASS	KPX	
617	2F	*	B10-2337-12	FRONT GLASS	TEQ	
617	2F	*	B10-2338-12	FRONT GLASS RXD-710	MI	
617	2F	*	B10-2345-12	FRONT GLASS RXD-720S	M	
618	2F	*	B10-2282-02	FRONT GLASS		
619	2F		B10-2283-02	FRONT GLASS		
620	2G		B19-1562-24	LIGHTING BOARD		
621	2F		B19-1563-13	LIGHTING BOARD		
622	2F		B43-0306-04	KENWOOD BADGE		
-			B46-0096-53	WARRANTY CARD	X	
-			B46-0310-03	WARRANTY CARD	TEQ	
-			B46-0328-03	WARRANTY CARD	K	
-			B46-0336-03	WARRANTY CARD	P	
-			B58-0964-13	CAUTION CARD (UL)	K	
-			B58-0965-13	CAUTION CARD (T,XtypePL)	XT	
-			B58-0966-13	CAUTION CARD (ELMtypePL)	MIE	
-			B58-0967-03	CAUTION CARD (PtypePL)	P	
-			B58-1526-03	CAUTION CARD (P4,ORI,A4,1(Q)	Q	
-			B60-2914-00	INSTRUCTION MANUAL (ENGLISH)	MIX	
-			B60-2915-00	INSTRUCTION MANUAL (ENGLISH)	T	
-			B60-2916-00	INSTRUCTION MANUAL (FRENCH)	P	
-			B60-2921-00	INSTRUCTION MANUAL (SPANISH)	M	
-			B60-2922-00	INSTRUCTION MANUAL (TAIWAN)	MI	
-			B60-2924-00	INSTRUCTION MANUAL (FRENCH)	E	
-			B60-2925-00	INSTRUCTION MANUAL (GERMAN)	E	
-		*	B60-2926-00	INSTRUCTION MANUAL (DUTCH)	E	
-		*	B60-2927-00	INSTRUCTION MANUAL (ITALIAN)	E	
-		*	B60-3151-00	INSTRUCTION MANUAL (POLISH)	Q	
-		*	B60-3152-00	INSTRUCTION MANUAL (RUSSIAN)	Q	
-		*	B60-3153-00	INSTRUCTION MANUAL (ENGLISH)	KP	
-		*	B60-3155-00	INSTRUCTION MANUAL (SPANISH)	E	
626	2F	*	D39-0326-05	DAMPER		
△ 631	1F		E03-0115-05	AC PLUG ADAPTER	MI	
△ 632	1H		E30-2592-15	AC POWER CORD	MIE	
△ 632	1H		E30-2592-15	AC POWER CORD	QM	
△ 632	1H		E30-2650-05	AC POWER CORD	KP	
△ 632	1H		E30-2717-05	AC POWER CORD	X	
△ 632	1H		E30-2829-05	AC POWER CORD	T	
633	1G,2G		E35-1760-05	FLAT CABLE		
637	2G		G01-3952-04	TORSION COIL SPRING		
638	2G		G01-3953-04	TORSION COIL SPRING		
-			H10-7248-12	POLYSTYRENE FOAMED FIXTURE		
-			H10-7249-12	POLYSTYRENE FOAMED FIXTURE		
-			H13-0086-04	CARTON BOARD		
-			H25-0632-24	PROTECTION BAG	EQ	
-			H25-0632-24	PROTECTION BAG	KPMIX	
-			H25-0644-04	PROTECTION BAG (0632 PRINT)	T	
-			H25-1536-04	PROTECTION BAG (UNIT)	KPTEXQ	
-			H25-1611-04	PROTECTION BAG (UNIT)	MI	
-		*	H50-2341-04	ITEM CARTON CASE RXD-720S	M	

L : Scandinavia K : USA P : Canada R : Mexico I : Malaysia  
Y : PX(Far East, Hawaii) T : Europe E : Europe G : Germany  
Y : AAFES(Europe) X : Australia M : Other Areas

△ indicates safety critical components.

\* New Parts

Parts without **Parts No.** are not supplied.Les articles non mentionnés dans le **Parts No.** ne sont pas fournis.Teile ohne **Parts No.** werden nicht geliefert.

6

Ref. No	Add-ress	New Parts	Parts No.	Description	Desti-nation	Re-marks
-		*	H50-2336-04	ITEM CARTON CASE	XKP	
-		*	H50-2337-04	ITEM CARTON CASE	TE	
-		*	H50-2338-04	ITEM CARTON CASE	Q	
-		*	H50-2339-04	ITEM CARTON CASE RXD-710	MI	
642	2H		J19-3325-05	UNIT HOLDER	MI	
643	1G		J19-3329-05	UNIT HOLDER		
644	1H		J19-3385-05	UNIT HOLDER	Q	
645	2H		J19-3753-04	UNIT HOLDER	MI	
△ 650	2H		J42-0083-05	POWER CORD BUSHING		
651	2F		J52-0039-05	PUSH LATCH		
655	1F		J19-3645-05	ANTENNA HOLDER		
-			J61-0307-05	WIRE BAND		
659	2F	*	K29-6545-04	KNOB (MULTI CONTROL VOLUME)		
660	1G	*	K29-6546-14	KNOB (MIC VOLUME)		
661	2G	*	K29-6589-13	KNOB (MANUAL/REFERENCE)		
662	2G	*	K29-6548-03	KNOB (EQUALIZER)		
663	2G	*	K29-6549-12	KNOB (RECEIVER MAIN)		
664	2G	*	K29-6550-12	KNOB (CD MAIN)		
665	2G	*	K29-6502-23	KNOB (INPUT A/B SKIP)		
667	2G	*	K29-6590-13	KNOB (POWER SW)	MIXTEQ	
667	2G	*	K29-6715-03	KNOB (POWER SW)	KP	
669	2G	*	K29-6565-13	KNOB (ENTER MODE DISP)		
670	2G	*	K29-6585-12	KNOB (CASSETTE MAIN)		
△ 675	2G		L07-2238-05	POWER TRANSFORMER	KP	
△ 675	2G		L07-2239-05	POWER TRANSFORMER	MI	
△ 675	2G		L07-2240-05	POWER TRANSFORMER	X	
△ 675	2G		L07-2241-05	POWER TRANSFORMER	TE	
△ 675	2G		L07-2339-05	POWER TRANSFORMER	Q	
J			N09-2900-08	BIND TAPPING SCREW		
679	1F		T90-0801-05	LEAD WIRE ANTENNA	KPMIX	
679	1F		T90-0809-05	LEAD WIRE ANTENNA	TEQ	
680	1F		T90-0820-05	LOOP ANTENNA		
<b>RXD-500/500W/520S</b>						
601	1F		A01-3414-11	METALLIC CABINET		
602	1F		A09-0374-08	CABINET		
606	2F		A29-0848-02	PANEL		
607	2F		A53-1963-02	CASSETTE HOLDER		
608	2F		A53-1964-02	CASSETTE HOLDER		
609	2F		A53-1973-12	CASSETTE LID		
610	2F		A53-1974-12	CASSETTE LID		
611	2F		A60-1013-11	PANEL		
612	1F		A70-1120-05	REMOTE CONTROLLER ASSY	MIX	
612	1F		A70-1122-05	REMOTE CONTROLLER ASSY	TEQ	
612	1F		A70-1146-05	REMOTE CONTROLLER ASSY	KP	
617	2F	*	B10-2339-12	FRONT GLASS RXD-500	KPMIX	
617	2F	*	B10-2340-12	FRONT GLASS	TEQ	
617	2F	*	B10-2346-12	FRONT GLASS RXD-520S	M	
618	2F		B10-2282-02	FRONT GLASS		
619	2F		B10-2283-02	FRONT GLASS		
620	2G		B19-1570-24	LIGHTING BOARD		
621	2F		B19-1563-13	LIGHTING BOARD		
622	2F		B43-0306-04	KENWOOD BADGE		

L : Scandinavia K : USA P : Canada R : Mexico I : Malaysia  
Y : PX(Far East, Hawaii) T : Europe E : Europe G : Germany  
Y : AAFES(Europe) X : Australia M : Other Areas

△ indicates safety critical components.

RXD-500/700

PARTS LIST

\* New Parts  
Parts without **Parts No.** are not supplied.  
Les articles non mentionnés dans le **Parts No.** ne sont pas fournis.  
Teile ohne **Parts No.** werden nicht geliefert.

7

Ref. No	Add-ress	New Parts	Parts No.	Description	Desti-nation	Re-marks
-	-	-	B46-0096-53	WARRANTY CARD	X	
-	-	-	B46-0310-03	WARRANTY CARD	TEQ	
-	-	-	B46-0328-03	WARRANTY CARD	K	
-	-	-	B46-0336-03	WARRANTY CARD	P	
-	-	-	B58-0964-13	CAUTION CARD (UL)	K	
-	-	-	B58-0965-13	CAUTION CARD (T,XtypePL)	XT	
-	-	-	B58-0966-13	CAUTION CARD (ELMtypePL)	MIE	
-	-	-	B58-0967-03	CAUTION CARD (PtypePL)	P	
-	-	-	B58-1526-03	CAUTION CARD (P4,ORI,A4,1(Q)	Q1	
-	-	-	B60-2914-00	INSTRUCTION MANUAL (ENGLISH)	MIX	
-	-	-	B60-2915-00	INSTRUCTION MANUAL (ENGLISH)	T	
-	-	-	B60-2916-00	INSTRUCTION MANUAL (FRENCH)	P	
-	-	-	B60-2921-00	INSTRUCTION MANUAL (SPANISH)	M	
-	-	-	B60-2922-00	INSTRUCTION MANUAL (TAIWAN)	MI	
-	-	-	B60-2924-00	INSTRUCTION MANUAL (FRENCH)	E	
-	-	-	B60-2925-00	INSTRUCTION MANUAL (GERMAN)	E	
-	-	-	B60-2926-00	INSTRUCTION MANUAL (DUTCH)	E	
-	-	-	B60-2927-00	INSTRUCTION MANUAL (ITALIAN)	E	
-	-	-	B60-3151-00	INSTRUCTION MANUAL (POLISH)	Q	
-	-	-	B60-3152-00	INSTRUCTION MANUAL (RUSSIAN)	Q	
-	-	-	B60-3153-00	INSTRUCTION MANUAL (ENGLISH)	KP	
-	-	-	B60-3155-00	INSTRUCTION MANUAL (SPANISH)	E	
626	2F	-	D39-0326-05	DAMPER		
Δ 631	1F	-	E03-0115-05	AC PLUG ADAPTER	MI	
Δ 632	1H	-	E30-2592-15	AC POWER CORD	MIEQ	
Δ 632	1H	-	E30-2650-05	AC POWER CORD	KP	
Δ 632	1H	-	E30-2717-05	AC POWER CORD	X	
Δ 632	1H	-	E30-2829-05	AC POWER CORD	T	
633	1H	-	E35-1760-05	FLAT CABLE		
637	2G	-	G01-3952-04	TORSION COIL SPRING		
638	2G	-	G01-3953-04	TORSION COIL SPRING		
-	-	-	H10-7248-12	POLYSTYRENE FOAMED FIXTURE		
-	-	-	H10-7249-12	POLYSTYRENE FOAMED FIXTURE		
-	-	-	H13-0086-04	CARTON BOARD		
-	-	-	H25-0632-24	PROTECTION BAG	EQ	
-	-	-	H25-0632-24	PROTECTION BAG	KPMIX	
-	-	-	H25-0644-04	PROTECTION BAG (0632 PRINT)	T	
-	-	-	H25-1536-04	PROTECTION BAG	KPXTEQ	
-	-	-	H25-1611-04	PROTECTION BAG	MI	
-	-	*	H50-2342-04	ITEM CARTON CASE	KPX	
-	-	*	H50-2343-04	ITEM CARTON CASE	MI	RXD-500
-	-	*	H50-2344-04	ITEM CARTON CASE	TE	
-	-	*	H50-2345-04	ITEM CARTON CASE	Q	
-	-	*	H50-2347-04	ITEM CARTON CASE	M2	
642	2H	-	J19-3325-05	UNIT HOLDER	MI	
643	1G	-	J19-3329-05	UNIT HOLDER		
644	1H	-	J19-3385-05	UNIT HOLDER		
645	2H	-	J19-3753-04	UNIT HOLDER	Q	
Δ 650	1H	-	J42-0083-05	POWER CORD BUSHING	MI	
651	2F	-	J52-0039-05	PUSH LATCH		
655	1F	-	J19-3645-05	ANTENNA HOLDER		
-	-	-	J61-0307-05	WIRE BAND		

L : Scandinavia K : USA P : Canada R : Mexico I : Malaysia  
Y : PX(Far East, Hawaii) T : Europe E : Europe G : Germany  
Y : AAFES(Europe) X : Australia M : Other Areas

Δ indicates safety critical components.

\* New Parts  
Parts without **Parts No.** are not supplied.  
Les articles non mentionnés dans le **Parts No.** ne sont pas fournis.  
Teile ohne **Parts No.** werden nicht geliefert.

8

Ref. No	Add-ress	New Parts	Parts No.	Description	Desti-nation	Re-marks
659	2F	-	K29-6545-04	KNOB (MLUT1 CONTROL VOLUME)		
660	1G	-	K29-6546-14	KNOB (MIC VOLUME)		
661	2G	-	K29-6589-13	KNOB (MANUAL/REFERENCE)		
662	2G	-	K29-6548-03	KNOB (EQUALIZER)		
663	2G	-	K29-6549-12	KNOB (RECEIVER MAIN)		
664	2G	-	K29-6550-12	KNOB (CD MAIN)		
665	2G	-	K29-6502-23	KNOB (INPUT A/B SKIP)		
667	2G	-	K29-6590-13	KNOB (POWER SW)		
667	2G	-	K29-6715-03	KNOB (POWER SW)		
669	2G	-	K29-6565-13	KNOB (ENTER MODE DISP)		
670	2G	-	K29-6585-12	KNOB (CASSETTE MAIN)		
Δ 675	2G	-	L07-2257-05	POWER TRANSFORMER	KP	
Δ 675	2G	-	L07-2258-05	POWER TRANSFORMER	MI	
Δ 675	2G	-	L07-2259-05	POWER TRANSFORMER	X	
Δ 675	2G	-	L07-2260-05	POWER TRANSFORMER	TE	
Δ 675	2G	-	L07-2340-05	POWER TRANSFORMER	Q	
J	-	-	N09-2900-08	BIND TAPPING SCREW		
679	1F	-	T90-0801-05	LEAD WIRE ANTENNA	KPMIX	
679	1F	-	T90-0809-05	LEAD WIRE ANTENNA	TEQ	
680	1F	-	T90-0820-05	LOOP ANTENNA		
<b>MPX UNIT (X04-1313-80)</b>						
C1	-	*	CE04LW1H010M	ELECTRO	1.0UF	50WV
C2 ,3	-	-	C91-1566-05	PF-C	0.01UF	G
C4	-	-	CE04LW1A470M	ELECTRO	47UF	10WV
C5 ,6	-	-	CQ93FMG1H102J	MYLAR	1000PF	J
C7	-	-	CC45FSL1H331J	CERAMIC	330PF	J
C8	-	-	CK45FB1H102K	CERAMIC	1000PF	K
C9	-	-	CC93FCH1H471J	CERAMIC	470PF	J
C10 ,11	-	-	CE04LW1HR47M	ELECTRO	0.47UF	50WV
C12	-	-	CK45FF1H473Z	CERAMIC	0.047UF	Z
C13 -15	-	-	CE04LW1H010M	ELECTRO	1.0UF	50WV
C16	-	-	CK45FF1H103Z	CERAMIC	0.010UF	Z
C17 ,18	-	-	CE04LW1H2R2M	ELECTRO	2.2UF	50WV
C19 ,20	-	-	CQ93FMG1H682J	MYLAR	6800PF	J
C21	-	-	CK45FF1H103Z	CERAMIC	0.010UF	Z
C22	-	-	CE04LW1A470M	ELECTRO	47UF	10WV
C23 ,24	-	-	CQ93FMG1H472J	MYLAR	4700PF	J
C25	-	-	CC45FSL1H121J	CERAMIC	120PF	J
C26	-	-	CE04LW1H2R2M	ELECTRO	2.2UF	50WV
TC1	-	*	C05-0463-05	CERAMIC TRIMMER CAPACITOR	(120P	
CN1	-	-	E40-4254-05	FLAT CABLE CONNECTOR		
CN2 ,3	-	-	E40-4871-05	PIN ASSY		
CN6	-	*	E40-4872-05	PIN ASSY		
L1	-	*	L39-1350-05	PEAKING COIL		
L2 ,3	-	-	L79-1236-05	LC FILTER		
L4	-	-	L40-1021-14	SMALL FIXED INDUCTOR	(1.0MH,K)	
Δ R9	-	-	RS14KB3A221J	FL-PROOF RS	220	J 1W
VR1	-	-	R12-3685-05	TRIMMING POT.(10K 7)		
VR2	-	-	R12-1619-05	TRIMMING POT.(4.7K 7)		
D1	-	-	MTZJ5.1(B)	ZENER DIODE		
D1	-	-	UZ-5.1BSB	ZENER DIODE		
D2 ,3	-	-	HSS104	DIODE		

L : Scandinavia K : USA P : Canada R : Mexico I : Malaysia  
Y : PX(Far East, Hawaii) T : Europe E : Europe G : Germany  
Y : AAFES(Europe) X : Australia M : Other Areas

Δ indicates safety critical components.

PARTS LIST

RXD-500/700

\* New Parts

Parts without **Parts No.** are not supplied.Les articles non mentionnés dans le **Parts No.** ne sont pas fournis.Teile ohne **Parts No.** werden nicht geliefert.

9

Ref. No	Add-ress	New Parts	Parts No.	Description	Desti-nation	Re-marks
D2 ,3			1SS133	DIODE		
D4			MTZJ5.1(B)	ZENER DIODE		
D4			UZ-5.1BSB	ZENER DIODE		
D6 ,7			HSS104	DIODE		
D6 ,7			1SS133	DIODE		
IC1		*	IR3R42	ANALOGUE IC		
IC2			NJM4565D	ANALOGUE IC		
IC3			TC4052BP	IC(4CH MPX/DE-MPX)		
Q1			2SA1175(F,E)	TRANSISTOR		
Q1			2SA933AS(Q,R)	TRANSISTOR		
Q5			DTC124ESA	DIGITAL TRANSISTOR		
Q5			UN4212	DIGITAL TRANSISTOR		
<b>TUNER UNIT (X05-465X-XX)</b>						
C1			CE04LW1C470M	ELECTRO 47UF 16WV		
C2			CE04LW1H010M	ELECTRO 1.0UF 50WV		
C3 -8			CK73FB1H103K	CHIP C 0.010UF K		
C9			C91-0769-05	CERAMIC 0.010UF K		
C30			CK73EB1E473K	CHIP C 0.047UF K		
C31			CE04LW1C470M	ELECTRO 47UF 16WV		
C32			CK73FB1H103K	CHIP C 0.010UF K		
C33			CE04LW1C100M	ELECTRO 10UF 16WV		
C34			CK73EB1E104K	CHIP C 0.10UF K		
C35			CE04LW1C100M	ELECTRO 10UF 16WV		
C36			CK73FB1E473K	CHIP C 0.047UF K		
C37			CK73EF1E105Z	CHIP C 1.0UF Z		
C38			C90-3217-05	ELECTRO 10UF 10WV		
C39			CC73FSL1H101J	CHIP C 100PF J		
C40			C90-3253-05	ELECTRO 1.0UF 50WV		
C41			C90-3251-05	ELECTRO 0.47UF 50WV		
C42			C90-3240-05	ELECTRO 2.2UF 35WV		
C43			CE04LW1HR47M	ELECTRO 0.47UF 50WV		
C44			CK73FB1E473K	CHIP C 0.047UF K		
C45			CC73FCH1H220J	CHIP C 22PF J		
C46			CE04LW1A101M	ELECTRO 100UF 10WV		
C47			CK73FB1H682K	CHIP C 6800PF K		
C48			CC73FSL1H101J	CHIP C 100PF J		
C49			C90-3253-05	ELECTRO 1.0UF 50WV		
C50			CK73FB1H102K	CHIP C 1000PF K		
C51 ,52			C90-3217-05	ELECTRO 10UF 10WV		
C53 ,54			CK73FB1H153K	CHIP C 0.015UF K		
C53 ,54			CK73FB1H183K	CHIP C 0.018UF K		
C55 ,56			C90-3231-05	ELECTRO 3.3UF 25WV		
C55 ,56			C90-3240-05	ELECTRO 2.2UF 35WV		
C59			CC73ESL1H101J	CHIP C 100PF J		
C60			CK73FB1E104K	CHIP C 0.10UF K		
C61			CK73FB1H103K	CHIP C 0.010UF K		
C62			CK73FB1H333K	CHIP C 0.033UF K		
C63		*	CC73FCH1H090D	CHIP C 9.0PF D		
C64			CK73FB1H333K	CHIP C 0.033UF K		
C66			CC73FCH1H060D	CHIP C 6.0PF D		
C67			CC73FCH1H220J	CHIP C 22PF J		
C67			CC73FCH1H330J	CHIP C 33PF J		
C68			CC73FSL1H020C	CHIP C 2.0PF C		
C69			CK73FB1H103K	CHIP C 0.010UF K		

\* New Parts

Parts without **Parts No.** are not supplied.Les articles non mentionnés dans le **Parts No.** ne sont pas fournis.Teile ohne **Parts No.** werden nicht geliefert.

10

Ref. No	Add-ress	New Parts	Parts No.	Description	Desti-nation	Re-marks
C70			CC73FSL1H101J	CHIP C 100PF J		
C77 ,78			CK73FB1H332K	CHIP C 3300PF K		
C79 ,80			CC73FSL1H101J	CHIP C 100PF J		
C80			CC73FSL1H101J	CHIP C 100PF J		
C81			CC73FCH1H220J	CHIP C 22PF J		
C82			CC73FCH1H270J	CHIP C 27PF J		
C83 ,84			CK73FB1H102K	CHIP C 1000PF K		
C85			C91-0745-05	CERAMIC 100PF K		
C86			C91-0757-05	CERAMIC 1000PF K		
C87			CE04LW1A470M	ELECTRO 47UF 10WV		
C88			CC73FSL1H331J	CHIP C 330PF J		
C89			CE04LW1C470M	ELECTRO 47UF 16WV		
C90			CE04LW1H2R2M	ELECTRO 2.2UF 50WV		
C91			CQ93FMG1H223J	MYLAR 0.022UF J		
C92			CC73FSL1H471J	CHIP C 470PF J		
C93			CK73FB1H103K	CHIP C 0.010UF K		
C94			CK73FB1H102K	CHIP C 1000PF K		
C95			CC73FCH1H470J	CHIP C 47PF J		
C96			CC73FSL1H101J	CHIP C 100PF J		
CN1		*	E40-8052-05	SOCKET FOR PIN ASSY		
CN2			E40-4871-05	PIN ASSY		
J1			E20-0321-05	LOCK TERMINAL BOARD(2P,F)		
J1			E70-0052-05	LOCK TERMINAL BOARD		
CF1 ,2			L72-0536-05	CERAMIC FILTER		
L31			L30-0929-05	FM IFT		
L32			L30-0930-05	FM IFT		
L33			L30-0911-05	AM IFT		
L34			L79-1237-05	LC FILTER		
L61			L40-1091-17	SMALL FIXED INDUCTOR(1UH)		
L62			L39-1351-05	COMBINATION COIL		
L62		*	L39-1352-05	COMBINATION COIL		
L63			L40-1001-17	SMALL FIXED INDUCTOR(10UH,K)		
L81			L40-1091-17	SMALL FIXED INDUCTOR(1UH)		
X31			L78-0637-05	RESONATOR (456KHZ)		
X81			L77-1122-05	CRYSTAL RESONATOR(7.2MHZ)		
R1			RD14NB2E101J	RD 100 J 1/4W		
R2			RK73EB2B221J	CHIP R 220 J 1/8W		
R3			RK73FB2A332J	CHIP R 3.3K J 1/10W		
R4			RK73FB2A681J	CHIP R 680 J 1/10W		
R5			RK73FB2A331J	CHIP R 330 J 1/10W		
R6			RK73FB2A220J	CHIP R 22 J 1/10W		
R7			RK73FB2A332J	CHIP R 3.3K J 1/10W		
R8			RK73FB2A331J	CHIP R 330 J 1/10W		
R10			RK73FB2A332J	CHIP R 3.3K J 1/10W		
R11			RK73FB2A681J	CHIP R 680 J 1/10W		
R12			RK73FB2A122J	CHIP R 1.2K J 1/10W		
R13 ,14			RK73FB2A331J	CHIP R 330 J 1/10W		
R15			RK73FB2A101J	CHIP R 100 J 1/10W		
R16			RK73FB2A330J	CHIP R 33 J 1/10W		
R16			RK73FB2A470J	CHIP R 47 J 1/10W		
R17			RK73FB2A621J	CHIP R 620 J 1/10W		

L : Scandinavia  
Y : PX(Far East, Hawaii)  
Y : AAFES(Europe)

K : USA  
T : Europe  
X : Australia  
M : Other Areas

P : Canada  
E : Europe  
G : Germany

R : Mexico  
I : Malaysia

△ indicates safety critical components.

L : Scandinavia  
Y : PX(Far East, Hawaii)  
Y : AAFES(Europe)

K : USA  
T : Europe  
X : Australia  
M : Other Areas

P : Canada  
E : Europe  
G : Germany

R : Mexico  
I : Malaysia

△ indicates safety critical components.

## PARTS LIST

RXD-500/700

\* New Parts  
Parts without **Parts No.** are not supplied.  
Les articles non mentionnés dans le **Parts No.** ne sont pas fournis.  
Teile ohne **Parts No.** werden nicht geliefert.

11

Ref. No	Add-ress	New Parts	Parts No.	Description	Desti-nation	Re-marks
R18			RK73FB2A123J	CHIP R 12K J 1/10W		
R19			RK73FB2A4R7J	CHIP R 4.7 J 1/10W		
R20			RK73FB2A122J	CHIP R 1.2K J 1/10W		
R31			RS14KB3A820J	FL-PROOF RS 82 J 1W		
R32			RK73EB2B562J	CHIP R 5.6K J 1/8W		
R33			RK73FB2A302J	CHIP R 3.0K J 1/10W		
R34			RK73FB2A822J	CHIP R 8.2K J 1/10W		
R35			RK73FB2A333J	CHIP R 33K J 1/10W		
R36			RK73FB2A393J	CHIP R 39K J 1/10W		
R37			RK73FB2A272J	CHIP R 2.7K J 1/10W		
R38			RK73FB2A333J	CHIP R 33K J 1/10W		
R39			RK73FB2A223J	CHIP R 22K J 1/10W		
R40			RK73FB2A332J	CHIP R 3.3K J 1/10W		
R41			RK73FB2A222J	CHIP R 2.2K J 1/10W		
R42			RK73FB2A473J	CHIP R 47K J 1/10W		
R43 .44			RK73FB2A123J	CHIP R 12K J 1/10W	Q	
R43 .44			RK73FB2A223J	CHIP R 22K J 1/10W	TE	
R47 .48			RK73FB2A392J	CHIP R 3.9K J 1/10W		
R49			RK73FB2A473J	CHIP R 47K J 1/10W		
R51			RK73FB2A102J	CHIP R 1.0K J 1/10W		
R52			RK73FB2A104J	CHIP R 100K J 1/10W		
R53			RK73FB2A102J	CHIP R 1.0K J 1/10W		
R54			RK73FB2A683J	CHIP R 68K J 1/10W		
R55			RK73FB2A473J	CHIP R 47K J 1/10W		
R56			RK73FB2A104J	CHIP R 100K J 1/10W		
R59			RK73FB2A222J	CHIP R 2.2K J 1/10W		
R61			RK73FB2A223J	CHIP R 22K J 1/10W	TQ	
R62			RK73FB2A105J	CHIP R 1.0M J 1/10W	TQ	
R63			RK73FB2A473J	CHIP R 47K J 1/10W	TQ	
R64			RK73FB2A103J	CHIP R 10K J 1/10W	TQ	
R65			RK73FB2A153J	CHIP R 15K J 1/10W	TQ	
R66			RK73FB2A152J	CHIP R 1.5K J 1/10W	TQ	
R67			RK73FB2A104J	CHIP R 100K J 1/10W		
R68			RK73FB2A222J	CHIP R 2.2K J 1/10W	TQ	
R70			RK73FB2A105J	CHIP R 1.0M J 1/10W	TQ	
R80			RK73EB2B102J	CHIP R 1.0K J 1/8W		
R81 -83			RK73FB2A102J	CHIP R 1.0K J 1/10W		
R84			RK73FB2A103J	CHIP R 10K J 1/10W		
R85 -88			RK73FB2A102J	CHIP R 1.0K J 1/10W		
R89			RD14NB2E101J	RD 100 J 1/4W		
R90			RK73FB2A562J	CHIP R 5.6K J 1/10W		
R91			RK73FB2A222J	CHIP R 2.2K J 1/10W		
R92			RK73FB2A123J	CHIP R 12K J 1/10W		
R93			RK73FB2A122J	CHIP R 1.2K J 1/10W		
R94			RD14NB2E561J	RD 560 J 1/4W		
W51 -55			R92-0670-05	CHIP R 0 OHM	E	
W53			R92-0670-05	CHIP R 0 OHM	TQ	
W56 -58			R92-0679-05	CHIP R 0 OHM		
W59 -61			R92-0670-05	CHIP R 0 OHM		
W62 -67			R92-0679-05	CHIP R 0 OHM		
W68			R92-0670-05	CHIP R 0 OHM	Q	
W69 -71			R92-0679-05	CHIP R 0 OHM	E	
W69 -72			R92-0679-05	CHIP R 0 OHM	TQ	
W73			R92-0670-05	CHIP R 0 OHM		
W74			R92-0679-05	CHIP R 0 OHM	Q	

L : Scandinavia K : USA P : Canada R : Mexico I : Malaysia  
Y : PX(Far East, Hawaii) T : Europe E : Europe G : Germany  
Y : AAFES(Europe) X : Australia M : Other Areas

Δ indicates safety critical components.

\* New Parts  
Parts without **Parts No.** are not supplied.  
Les articles non mentionnés dans le **Parts No.** ne sont pas fournis.  
Teile ohne **Parts No.** werden nicht geliefert.

12

Ref. No	Add-ress	New Parts	Parts No.	Description	Desti-nation	Re-marks
W75			R92-0670-05	CHIP R 0 OHM	E	
W75 ,76			R92-0670-05	CHIP R 0 OHM	TQ	
W79 ,80			R92-0670-05	CHIP R 0 OHM	Q	
W80			R92-0670-05	CHIP R 0 OHM	TE	
W82			R92-0670-05	CHIP R 0 OHM		
W83 -85			R92-0679-05	CHIP R 0 OHM		
D1			HSS104	DIODE		
D1			1SS133	DIODE		
D31			MTZJ8.2(B)	ZENER DIODE		
D31			UZ-8.2BSB	ZENER DIODE		
D32			MA111	DIODE		
D33			HSS104	DIODE		
D33			1SS133	DIODE		
D61 ,62			HSS104	DIODE		
D61 ,62			1SS133	DIODE		
D81			MTZJ5.1(B)	ZENER DIODE		
D81			UZ-5.1BSB	ZENER DIODE		
IC1			LA1836	ANALOGUE IC		
IC2			LC72131	MOS-IC		
IC3			NJM2904M	IC(OP AMP X2)		
Q1 ,2			2SC2714(R,O)	TRANSISTOR		
Q3			2SA1576A(R,S)	TRANSISTOR		
Q3			2SB1218A(Q,R)	TRANSISTOR		
Q31 ,32			2SC4081(R,S)	TRANSISTOR		
Q31 ,32			2SD1819A(Q,R)	TRANSISTOR		
Q61 ,62			2SC4081(R,S)	TRANSISTOR	TQ	
Q61 ,62			2SD1819A(Q,R)	TRANSISTOR	TQ	
Q63			2SC2878(B)	TRANSISTOR	TQ	
Q64			2SA1576A(R,S)	TRANSISTOR	TQ	
Q64			2SB1218A(Q,R)	TRANSISTOR	TQ	
Q65			2SK302(Y,GR)	FET	TQ	
Q81			2SA1576A(R,S)	TRANSISTOR		
Q81			2SB1218A(Q,R)	TRANSISTOR		
A1			W02-2565-05	FM FRONT-END ASSY	TE	
A1			W02-2579-05	FM FRONT-END ASSY	Q	
<b>TUNER UNIT (X05-4660-XX)</b>						
C1 ,2			CK73FB1H103K	CHIP C 0.010UF K		
C3			CC73FCH1H040C	CHIP C 4.0PF C		
C5			CK73FB1H222K	CHIP C 2200PF K		
C7			CK73FB1H102K	CHIP C 1000PF K		
C8			CK73FB1H103K	CHIP C 0.010UF K		
C9			CE04LW1C100M	ELECTRO 10UF 16WV		
C10			CK73FB1H473K	CHIP C 0.047UF K		
C11			CE04LW1H010M	ELECTRO 1.0UF 50WV		
C12			CE04LW1H2R2M	ELECTRO 2.2UF 50WV		
C13			CK73FB1H102K	CHIP C 1000PF K		
C14			CE04LW1H010M	ELECTRO 1.0UF 50WV		
C15			CC73FCH1H220J	CHIP C 22PF J		
C16			CE04LW1C100M	ELECTRO 10UF 16WV		
C17			CK73FB1H562K	CHIP C 5600PF K		
C18			CK73FB1H102K	CHIP C 1000PF K		
C19			CE04HW1E4R7M	NP-ELEC 4.7UF 25WV		
C20			CK73FB1E104K	CHIP C 0.10UF K		

L : Scandinavia K : USA P : Canada R : Mexico I : Malaysia  
Y : PX(Far East, Hawaii) T : Europe E : Europe G : Germany  
Y : AAFES(Europe) X : Australia M : Other Areas

Δ indicates safety critical components.

PARTS LIST

RXD-500/700

\* New Parts  
Parts without **Parts No.** are not supplied.  
Les articles non mentionnés dans le **Parts No.** ne sont pas fournis.  
Teile ohne **Parts No.** werden nicht geliefert.

13

Ref. No	Add-ress	New Parts	Parts No.	Description	Desti-nation	Re-marks
C21 ,22 C21 ,22 C23 C25 C26			CQ93FMG1H123J CQ93FMG1H183J CE04LW1H010M CE04LW1C100M CE04LW1C470M	MYLAR 0.012UF J MYLAR 0.018UF J ELECTRO 1.0UF 50WV ELECTRO 10UF 16WV ELECTRO 47UF 16WV	MIXY KP	
C27 C28 C29 C30 C31			CE04LW1H010M CQ93FMG1H223J CE04LW1H2R2M CE04LW1C101M CE04LW1A470M	ELECTRO 1.0UF 50WV MYLAR 0.022UF J ELECTRO 2.2UF 50WV ELECTRO 100UF 16WV ELECTRO 47UF 10WV		
C32 C33 C34 ,35 C36 C37			CK73FB1H103K CC73FSL1H101J CK73FB1H102K CC73FCH1H270J CC73FCH1H220J	CHIP C 0.010UF K CHIP C 100PF J CHIP C 1000PF K CHIP C 27PF J CHIP C 22PF J		
C38 C52 C57 ,58 C61 ,62 C63			CK73FB1H471K CC73FCH1H470J CE04LW1H010M CQ93FMG1H562J CC73FCH1H220J	CHIP C 470PF K CHIP C 47PF J ELECTRO 1.0UF 50WV MYLAR 5600PF J CHIP C 22PF J	MIY	
C64			CK73FB1H473K	CHIP C 0.047UF K		
CN1 J1 J1			E40-8052-05 E20-0476-05 E70-0051-05	SOCKET FOR PIN ASSY LOCK TERMINAL BOARD(4P) LOCK TERMINAL BOARD		
CF1 ,2 CF3 L1 L2 L3 ,4			L72-0531-05 L72-0593-05 L39-1348-05 L30-0911-05 L40-1091-17	CERAMIC FILTER CERAMIC FILTER COMBINATION COIL AM IFT SMALL FIXED INDUCTOR(1UH)		
X1 X2			L77-1122-05 L78-0637-05	CRYSTAL RESONATOR(7.2MHZ) RESONATOR (456KHZ)		
R1 R2 R3 R4 ,5 R6			RK73FB2A332J RK73FB2A681J RK73FB2A100J RK73FB2A331J RK73FB2A101J	CHIP R 3.3K J 1/10W CHIP R 680 J 1/10W CHIP R 10 J 1/10W CHIP R 330 J 1/10W CHIP R 100 J 1/10W		
R7 R8 R13 R15 ,16 R17			RK73FB2A473J RK73FB2A331J RK73FB2A333J RK73FB2A224J RK73FB2A271J	CHIP R 47K J 1/10W CHIP R 330 J 1/10W CHIP R 33K J 1/10W CHIP R 220K J 1/10W CHIP R 270 J 1/10W		
R18 R19 R21 -23 R24 R25			RK73FB2A302J RK73FB2A822J RK73FB2A102J RK73FB2A562J RD14NB2E101J	CHIP R 3.0K J 1/10W CHIP R 8.2K J 1/10W CHIP R 1.0K J 1/10W CHIP R 5.6K J 1/10W RD 100 J 1/4W		
R26 R27 R28 R29 ,30 R31			RD14NB2E561J RK73FB2A102J RK73FB2A103J RK73FB2A102J RK73FB2A103J	RD 560 J 1/4W CHIP R 1.0K J 1/10W CHIP R 10K J 1/10W CHIP R 1.0K J 1/10W CHIP R 10K J 1/10W		

L : Scandinavia    K : USA    P : Canada    R : Mexico    I : Malaysia  
Y : PX(Far East, Hawaii)    T : Europe    E : Europe    G : Germany  
Y : AAFES(Europe)    X : Australia    M : Other Areas

⚠ indicates safety critical components.

\* New Parts  
Parts without **Parts No.** are not supplied.  
Les articles non mentionnés dans le **Parts No.** ne sont pas fournis.  
Teile ohne **Parts No.** werden nicht geliefert.

14

Ref. No	Add-ress	New Parts	Parts No.	Description	Desti-nation	Re-marks
R32 R33 R41 R42 R43			RK73FB2A122J RK73FB2A123J RS14KB3A181J RD14NB2E820J RD14NB2E221J	CHIP R 1.2K J 1/10W CHIP R 12K J 1/10W FL-PROOF RS 180 J 1W RD 82 J 1/4W RD 220 J 1/4W		
R44 R46 R47 R48 R49			RK73FB2A101J RK73FB2A104J RK73FB2A153J RK73FB2A473J RK73FB2A473J	CHIP R 100 J 1/10W CHIP R 100K J 1/10W CHIP R 15K J 1/10W CHIP R 47K J 1/10W CHIP R 47K J 1/10W	MIY	
R50 R73 ,74 W101-106 W108,109 W111-114			RK73FB2A471J RK73FB2A332J R92-0670-05 R92-0670-05 R92-0670-05	CHIP R 470 J 1/10W CHIP R 3.3K J 1/10W CHIP R 0 OHM CHIP R 0 OHM CHIP R 0 OHM	MIY	
W115,116 W117,118 W119 W203-208 W210,211			R92-0670-05 R92-0670-05 R92-0670-05 R92-0679-05 R92-0679-05	CHIP R 0 OHM CHIP R 0 OHM CHIP R 0 OHM CHIP R 0 OHM CHIP R 0 OHM	MIY MIY	
D1 ,2 D1 ,2 D3 ,4 D3 ,4 D8			HSS104 1SS133 MTZJ5.1(B) UZ-5.1BSB HSS104	DIODE DIODE ZENER DIODE ZENER DIODE DIODE		
D8 D10 IC1 IC2 Q1			1SS133 MA111 LA1832 LC72131 2SC2714(R,O)	DIODE DIODE ANALOGUE IC MOS-IC TRANSISTOR		
Q3 Q3 Q5 Q5 Q9 ,10 Q9 ,10 A1			2SA1576A(R,S) 2SB1218A(Q,R) 2SC4081(R,S) 2SD1819A(Q,R) 2SC4081(R,S) 2SD1819A(Q,R) W02-2608-05	TRANSISTOR TRANSISTOR TRANSISTOR TRANSISTOR TRANSISTOR TRANSISTOR FM FRONT-END ASSY	MIY MIY	
<b>TUNER UNIT (X05-4710-20)</b>						
C1 ,2 C3 -5 C6 C7 C8			CK73FB1H103K CK73FB1H473K CE04LW1H220M CE04LW1H010M CE04LW1HR47M	CHIP C 0.010UF K CHIP C 0.047UF K ELECTRO 22UF 50WV ELECTRO 1.0UF 50WV ELECTRO 0.47UF 50WV		
C9 C10 C11 C12 C13			CE04LW1H010M CC73FCH1H220J CE04LW1A221M CK73FB1H473K CE04LW1H3R3M	ELECTRO 1.0UF 50WV CHIP C 22PF J ELECTRO 220UF 10WV CHIP C 0.047UF K ELECTRO 3.3UF 50WV		
C14 C15 C16 C17 ,18 C19 ,20			CK73FB1H473K CE04LW1C330M CC73FSL1H821J CE04LW1C100M CQ93FMG1H183J	CHIP C 0.047UF K ELECTRO 33UF 16WV CHIP C 820PF J ELECTRO 10UF 16WV MYLAR 0.018UF J		

L : Scandinavia    K : USA    P : Canada    R : Mexico    I : Malaysia  
Y : PX(Far East, Hawaii)    T : Europe    E : Europe    G : Germany  
Y : AAFES(Europe)    X : Australia    M : Other Areas

⚠ indicates safety critical components.

RXD-500/700

## PARTS LIST

\* New Parts

Parts without **Parts No.** are not supplied.  
Les articles non mentionnés dans le **Parts No.** ne sont pas fournis.  
Teile ohne **Parts No.** werden nicht geliefert.

15

Ref. No	Add-ress	New Parts	Parts No.	Description	Desti-nation	Re-marks
C21 ,22			CE04LW1H010M	ELECTRO 1.0UF 50WV		
C23 ,24			CQ93FMG1H682J	MYLAR 6800PF J		
C25			CE04LW1H010M	ELECTRO 1.0UF 50WV		
C26			CK73FB1H103K	CHIP C 0.010UF K		
C27			CE04LW1C470M	ELECTRO 47UF 16WV		
C28			CC73FCH1H040C	CHIP C 4.0PF C		
C29 ,30			CK73FB1H103K	CHIP C 0.010UF K		
C33		*	CC93FCH1H472J	CERAMIC 4700PF J		
C34			CK73FB1H223K	CHIP C 0.022UF K		
C35			CK73EB1H223K	CHIP C 0.022UF K		
C37			CK73EF1C105Z	CHIP C 1.0UF Z		
C39			CE04LW1H2R2M	ELECTRO 2.2UF 50WV		
C40			CE04LW1C470M	ELECTRO 47UF 16WV		
C41			CK73FB1H103K	CHIP C 0.010UF K		
C42			CC73FCH1H270J	CHIP C 27PF J		
C43			CC73FCH1H220J	CHIP C 22PF J		
C44			CC73FSL1H471J	CHIP C 470PF J		
C45			C91-0745-05	CERAMIC 100PF K		
C46			CC73FSL1H471J	CHIP C 470PF J		
C47			CC73FSL1H101J	CHIP C 100PF J		
C48			CE04LW1C101M	ELECTRO 100UF 16WV		
C49			CE04HW1E100M	NP-ELEC 10UF 25WV		
C50			CK73FB1H473K	CHIP C 0.047UF K		
C51			CQ93FMG1H333J	MYLAR 0.033UF J		
C52 ,53			CK73FB1H223K	CHIP C 0.022UF K		
C54			CK73FB1H103K	CHIP C 0.010UF K		
C55			CK73FB1H223K	CHIP C 0.022UF K		
C56			CC73FCH1H220J	CHIP C 22PF J		
C57			C91-0757-05	CERAMIC 1000PF K		
C58			CK73FF1E104Z	CHIP C 0.10UF Z		
C59			CC73FSL1H101J	CHIP C 100PF J		
C61			CE04LW1C470M	ELECTRO 47UF 16WV		
C62			CK73FB1H223K	CHIP C 0.022UF K		
C63			CK73FB1H103K	CHIP C 0.010UF K		
C64			CC73FCH1H220J	CHIP C 22PF J		
C65			CK73FB1H103K	CHIP C 0.010UF K		
C67			CC73FCH1H220J	CHIP C 22PF J		
CN1			E40-8052-05	SOCKET FOR PIN ASSY		
CN2			E40-4871-05	PIN ASSY		
J1			E20-0476-05	LOCK TERMINAL BOARD(4P)		
J1			E70-0051-05	LOCK TERMINAL BOARD		
CF1 ,2			L72-0531-05	CERAMIC FILTER		
L1		*	L39-1360-05	COMBINATION COIL		
L2		*	L31-0627-05	SW-RF COIL		
L3		*	L32-0593-05	SW OSCILLATING COIL		
L4		*	L30-0911-05	AM IFT		
L5		*	L30-0933-05	FM IFT		
L6			L40-1021-14	SMALL FIXED INDUCTOR(1.0MH.K)		
L7			L40-1091-17	SMALL FIXED INDUCTOR(1UH)		
X1			L77-1122-05	CRYSTAL RESONATOR(7.2MHZ)		
R1			RK73FB2A332J	CHIP R 3.3K J 1/10W		
R2			RK73FB2A681J	CHIP R 680 J 1/10W		

L : Scandinavia K : USA P : Canada R : Mexico I : Malaysia  
Y : PX(Far East, Hawaii) T : Europe E : Europe G : Germany  
Y : AAFES(Europe) X : Australia M : Other Areas

△ indicates safety critical components.

\* New Parts

Parts without **Parts No.** are not supplied.  
Les articles non mentionnés dans le **Parts No.** ne sont pas fournis.  
Teile ohne **Parts No.** werden nicht geliefert.

16

Ref. No	Add-ress	New Parts	Parts No.	Description	Desti-nation	Re-marks
R3			RK73FB2A220J	CHIP R 22 J 1/10W		
R4 ,5			RK73FB2A331J	CHIP R 330 J 1/10W		
R6 ,7			RK73FB2A101J	CHIP R 100 J 1/10W		
R8			RK73FB2A331J	CHIP R 330 J 1/10W		
R9			RK73FB2A472J	CHIP R 4.7K J 1/10W		
R10			RK73FB2A302J	CHIP R 3.0K J 1/10W		
R12			RK73FB2A472J	CHIP R 4.7K J 1/10W		
R13			RK73FB2A473J	CHIP R 47K J 1/10W		
R14			RK73FB2A912J	CHIP R 9.1K J 1/10W		
R15			RK73FB2A332J	CHIP R 3.3K J 1/10W		
R16			RK73FB2A472J	CHIP R 4.7K J 1/10W		
R17 ,18			RK73FB2A183J	CHIP R 18K J 1/10W		
R19 ,20			RK73FB2A332J	CHIP R 3.3K J 1/10W		
R21 ,22			RK73FB2A393J	CHIP R 39K J 1/10W		
R23 ,24			RK73FB2A561J	CHIP R 560 J 1/10W		
R25 ,26			RK73FB2A473J	CHIP R 47K J 1/10W		
R27			RK73FB2A392J	CHIP R 3.9K J 1/10W		
R28			RK73FB2A220J	CHIP R 22 J 1/10W		
△ R30			RS14KB3A680J	FL-PROOF RS 68 J 1W		
R32			RK73FB2A105J	CHIP R 1.0M J 1/10W		
R33			RK73FB2A103J	CHIP R 10K J 1/10W		
R34			RK73FB2A224J	CHIP R 220K J 1/10W		
R35			RK73FB2A332J	CHIP R 3.3K J 1/10W		
R36			RK73FB2A104J	CHIP R 100K J 1/10W		
R37			RK73FB2A101J	CHIP R 100 J 1/10W		
R38			RK73FB2A105J	CHIP R 1.0M J 1/10W		
R39			RK73FB2A104J	CHIP R 100K J 1/10W		
R40			RK73EB2B103J	CHIP R 10K J 1/8W		
R41			RK73FB2A224J	CHIP R 220K J 1/10W		
R42			RK73FB2A105J	CHIP R 1.0M J 1/10W		
R43			RK73FB2A122J	CHIP R 1.2K J 1/10W		
R44			RK73FB2A123J	CHIP R 12K J 1/10W		
R45			RK73FB2A122J	CHIP R 1.2K J 1/10W		
R46			RK73FB2A123J	CHIP R 12K J 1/10W		
R47			RK73FB2A105J	CHIP R 1.0M J 1/10W		
R48			RK73FB2A104J	CHIP R 100K J 1/10W		
R49			RK73EB2B221J	CHIP R 220 J 1/8W		
△ R50			RD14NB2E331J	RD 330 J 1/4W		
△ R51			RD14NB2E101J	RD 100 J 1/4W		
△ R52			RD14NB2E561J	RD 560 J 1/4W		
R54			RK73FB2A222J	CHIP R 2.2K J 1/10W		
R55			RK73FB2A102J	CHIP R 1.0K J 1/10W		
R56			RK73FB2A103J	CHIP R 10K J 1/10W		
R57 -62			RK73FB2A102J	CHIP R 1.0K J 1/10W		
R63			RK73FB2A103J	CHIP R 10K J 1/10W		
R64			RK73FB2A122J	CHIP R 1.2K J 1/10W		
R65			RK73FB2A123J	CHIP R 12K J 1/10W		
R67 -69			RK73FB2A101J	CHIP R 100 J 1/10W		
R75			RK73FB2A101J	CHIP R 100 J 1/10W		
R76			RK73FB2A105J	CHIP R 1.0M J 1/10W		
R77			RK73FB2A244J	CHIP R 240K J 1/10W		
R78			RK73FB2A105J	CHIP R 1.0M J 1/10W		
R79			RK73FB2A472J	CHIP R 4.7K J 1/10W		
R80			RK73FB2A101J	CHIP R 100 J 1/10W		
R81			RK73FB2A222J	CHIP R 2.2K J 1/10W		

L : Scandinavia K : USA P : Canada R : Mexico I : Malaysia  
Y : PX(Far East, Hawaii) T : Europe E : Europe G : Germany  
Y : AAFES(Europe) X : Australia M : Other Areas

△ indicates safety critical components.

PARTS LIST

RXD-500/700

\* New Parts

Parts without **Parts No.** are not supplied.Les articles non mentionnés dans le **Parts No.** ne sont pas fournis.Teile ohne **Parts No.** werden nicht geliefert.

17

Ref. No	Add-ress	New Parts	Parts No.	Description	Desti-nation	Re-marks
R82			RK73FB2A392J	CHIP R 3.9K J 1/10W		
R83			RK73FB2A103J	CHIP R 10K J 1/10W		
W101,102			R92-0670-05	CHIP R 0 OHM		
W104-112			R92-0670-05	CHIP R 0 OHM		
W201			R92-0679-05	CHIP R 0 OHM		
W203-207			R92-0679-05	CHIP R 0 OHM		
W209			R92-0679-05	CHIP R 0 OHM		
W213,214			R92-0679-05	CHIP R 0 OHM		
D1 ,2			MA111	DIODE		
D3			MTZJ5.1(B)	ZENER DIODE		
D3			UZ-5.1BSB	ZENER DIODE		
D4			MTZJ8.2(B)	ZENER DIODE		
D4			UZ-8.2BSB	ZENER DIODE		
D7			KV1590NT	VARIABLE CAPACITANCE DIODE		
IC1		*	LA1837	ANALOGUE IC		
IC2		*	LC72131	MOS-IC		
Q1			2SC2714(R,O)	TRANSISTOR		
Q2			2SA1576A(R,S)	TRANSISTOR		
Q2			2SB1218A(Q,R)	TRANSISTOR		
Q3 -5			2SC4081(R,S)	TRANSISTOR		
Q3 -5			2SD1819A(Q,R)	TRANSISTOR		
Q7 ,8			2SC4081(R,S)	TRANSISTOR		
Q7 ,8			2SD1819A(Q,R)	TRANSISTOR		
Q9			2SK302(Y,GR)	FET		
Q10 ,11			2SA1576A(R,S)	TRANSISTOR		
Q10 ,11			2SB1218A(Q,R)	TRANSISTOR		
Q12			2SK302(Y,GR)	FET		
Q16			2SK302(Y,GR)	FET		
Q17			2SC4081(R,S)	TRANSISTOR		
Q17			2SD1819A(Q,R)	TRANSISTOR		
A1		*	W02-2582-05	FM FRONT-END ASSY		

**AUDIO UNIT (X09-454X-XX)**

C1 ,2			CC45FSL1H221JM	CERAMIC 220PF J	TEQ	
C9 ,10			CE04LW1H010M	ELECTRO 1.0UF 50WV		
C11 ,12			CE04LW1C470M	ELECTRO 47UF 16WV		
C13 ,14			CE04LW1C100M	ELECTRO 10UF 16WV		
C15 -20			CE04LW1H010M	ELECTRO 1.0UF 50WV		
C21 ,22			CK45FF1H223ZMU	CERAMIC 0.022UF Z		
C23 ,24		*	C91-1560-05	METALIZED POLYESTER FILM C.		
C25 ,26			CK45FB1H222KMU	CERAMIC 2200PF K		
C27 ,28			CQ93FMG1H683J	MYLAR 0.068UF J		
C29 ,30			CK45FB1H682KMU	CERAMIC 6800PF K		
C31 -34			CE04LW1H100M	ELECTRO 10UF 50WV		
C35 -38			CF92FV1H124J	MF-C 0.12UF J		
C35 -38			CF92FV1H154J	MF-C 0.15UF J		
C39 ,40			CE04LW1H010M	ELECTRO 1.0UF 50WV	MI	6
C41 ,42			CE04LW1H3R3M	ELECTRO 3.3UF 50WV		
C43 ,44			CE04LW1H4R7M	ELECTRO 4.7UF 50WV		
C45 ,46			CK45FB1H182KMU	CERAMIC 1800PF K		
C47 ,48			CC45FSL1H470JM	CERAMIC 47PF J		
C49 ,50			CE04LW1A101M	ELECTRO 100UF 10WV		
C51 ,52			CK45FB1H222KM	CERAMIC 2200PF K		
C53 ,54			CC45FSL1H221JM	CERAMIC 220PF J		

\* New Parts

Parts without **Parts No.** are not supplied.Les articles non mentionnés dans le **Parts No.** ne sont pas fournis.Teile ohne **Parts No.** werden nicht geliefert.

18

Ref. No	Add-ress	New Parts	Parts No.	Description	Desti-nation	Re-marks
C55 ,56			CC45FSL1H101JM	CERAMIC 100PF J		
C57 ,58			CE04LW1H220M	ELECTRO 22UF 50WV		
C59 ,60		*	C91-1551-05	METALIZED POLYESTER FILM C.	TEQ	
C61 ,62			CQ93FMG1H153J	MYLAR 0.015UF J	TEQ	
C63 ,64		*	C91-1554-05	METALIZED POLYESTER FILM C.		
C65 ,66			CQ93FMG1H104J	MYLAR 0.10UF J	KPMIXY	
C65 ,66		*	C91-1554-05	METALIZED POLYESTER FILM C.	TEQ	
C67 ,68			CE04LW1C470M	ELECTRO 47UF 16WV		
C69 -72			CE04LW1H010M	ELECTRO 1.0UF 50WV		
C73 ,74			CE04LW1H100M	ELECTRO 10UF 50WV		
C79 ,80			CC45FSL1H331JM	CERAMIC 330PF J	TEQ	
C100			CK45FF1H103ZMU	CERAMIC 0.010UF Z	KPMIXY	
C101			CQ93FMG1H104J	MYLAR 0.10UF J		
C102			CK45FB1H471KMU	CERAMIC 470PF K		
C103,104			CK45FF1H103ZMU	CERAMIC 0.010UF Z		
C110			CE04LW1H010M	ELECTRO 1.0UF 50WV		
C111			CC45FSL1H560JM	CERAMIC 56PF J		
C112			CQ93FMG1H823J	MYLAR 0.082UF J		
C113			CE04LW1C470M	ELECTRO 47UF 16WV		
C114			CK45FB1H471KMU	CERAMIC 470PF K		
C115			CE04LW1H0R1M	ELECTRO 0.1UF 50WV		
C116		*	C91-1549-05	MF-C 1.0UF 50WV		
C117			CC45FSL1H100DM	CERAMIC 10PF D		
C118			CK45FB1H821KMU	CERAMIC 820PF K		
C119			CC45FSL1H101JM	CERAMIC 100PF J		
C120			CE04LW1H010M	ELECTRO 1.0UF 50WV	MI	6
C121			CK45FF1H103ZMU	CERAMIC 0.010UF Z	MI	6
C122			CK45FB1H222KMU	CERAMIC 2200PF K	MI	6
C123			C91-1551-05	ELECTRO 1.0UF 50WV	MI	6
C124,125			CE04LW1HR47M	ELECTRO 0.47UF 50WV	MI	6
C126			C91-1549-05	MF-C 1.0UF 50WV	MI	6
C127			CC45FSL1H101JM	CERAMIC 100PF J	MI	6
C128			CE04LW1A470M	ELECTRO 47UF 10WV	MI	6
C129			C91-1551-05	ELECTRO 1.0UF 50WV	MI	6
C130			CK45FF1H103ZMU	CERAMIC 0.010UF Z	MI	6
C131			CK45FB1H222KMU	CERAMIC 2200PF K	MI	6
C132			CE04LW1H010M	ELECTRO 1.0UF 50WV	MI	6
C133			C90-3714-05	MYLAR 0.015UF J	MI	6
C134			C90-3715-05	ELECTRO 4.7UF 35WV		
C135			CE04LW1J101M	ELECTRO 100UF 63WV		
C136		*	C90-3704-05	ALUMINIUM ELECTROLYTIC C.		
C137		*	C90-3694-05	ALUMINIUM ELECTROLYTIC C.		
C138			C90-3649-05	ELECTRO 47UF 16WV		
C139			CE04LW1C470M	ELECTRO 47UF 16WV		
C140			CE04LW1V471M	ELECTRO 470UF 35WV		
C141			C90-3684-05	ALUMINIUM ELECTROLYTIC C.		
C142			CE04LW1V332M	ELECTRO 3300UF 35WV		
C143,144		*	C90-3726-05	ELECTRO 3900UF 50WV		
C145,146			CK45FF1H103ZMU	CERAMIC 0.010UF Z		
C147		*	C90-3714-05	ALUMINIUM ELECTROLYTIC C.		
C148,149			CQ93FMG1H104J	MYLAR 0.10UF J		
C150			C90-3716-05	ELECTRO 22UF 35WV		
C151			CE04LW1H221M	ELECTRO 220UF 50WV	MIXYTE	
C151			CE04LW1H221M	ELECTRO 220UF 50WV	Q	
C151			CE04LW1J221M	ELECTRO 220UF 63WV	KP	

L : Scandinavia

Y : PX(Far East, Hawaii)

Y : AAFES(Europe)

K : USA

T : Europe

X : Australia

P : Canada

E : Europe

M : Other Areas

R : Mexico

G : Germany

I : Malaysia

⚠ indicates safety critical components.

RXD-500/700

PARTS LIST

L : Scandinavia

Y : PX(Far East, Hawaii)

Y : AAFES(Europe)

6 : RXD-560

K : USA

T : Europe

X : Australia

P : Canada

E : Europe

M : Other Areas

R : Mexico

G : Germany

I : Malaysia

⚠ indicates safety critical components.

\* New Parts  
Parts without **Parts No.** are not supplied.  
Les articles non mentionnés dans le **Parts No.** ne sont pas fournis.  
Teile ohne **Parts No.** werden nicht geliefert.

19

Ref. No	Add-ress	New Parts	Parts No.	Description	Desti-nation	Re-marks
C152			C90-3715-05	ELECTRO 4.7UF 35WV		
C153,154		*	C91-1567-05	MP-C 0.1UF J		
C158			CE04LW1H010M	ELECTRO 1.0UF 50WV	MI	6
C159			CE04LW1H010M	ELECTRO 1.0UF 50WV		
C163			C90-3650-05	ELECTRO 100UF 16WV		
C164			CC45FSL1H101JM	CERAMIC 100PF J		
C165			CE04LW1H2R2M	ELECTRO 2.2UF 50WV		
C166			CE04LW1A101M	ELECTRO 100UF 10WV		
C167			CE04LW1HR47M	ELECTRO 0.47UF 50WV		
C168			CE04LW1A101M	ELECTRO 100UF 10WV		
C169			CQ93FMG1H104J	MYLAR 0.10UF J		
C170			CK45FF1H103ZMU	CERAMIC 0.010UF Z		
CN1			E40-4808-05	PIN ASSY		
CN2		*	E40-8053-05	PIN ASSY		
CN3			E40-4608-05	PIN ASSY		
CN5			E40-4808-05	PIN ASSY		
CN6			E40-4607-05	PIN ASSY		
CN7			E40-4632-05	PIN ASSY		
J1		*	E63-0200-05	PHONO JACK	TEQ	
J1		*	E63-1001-05	PHONO JACK	KPMIXY	
J3 ,4		*	E11-0336-05	PHONE JACK		
J5		*	E11-0280-05	PHONE JACK		
J6			E70-0048-05	LOCK TERMINAL BOARD	MIXYTE	
J6			E70-0048-05	LOCK TERMINAL BOARD	Q	
J6			E70-0056-05	LOCK TERMINAL BOARD	MIXYTE	
J6			E70-0056-05	LOCK TERMINAL BOARD	Q	
J6			E70-0057-05	LOCK TERMINAL BOARD	KP	
△ F1 ,2			F05-4025-05	FUSE (SEMKO) (250V T4A L)	MIXYTE	
△ F1 ,2			F05-4025-05	FUSE (SEMKO) (250V T4A L)	Q	
△ F1 ,2			F50-0074-05	FUSE(5X20)	KP	
△ F3			F05-2525-05	FUSE (SEMKO) (250V T2.5AL)	MIXYTE	
△ F3			F05-2525-05	FUSE (SEMKO) (250V T2.5AL)	Q	
△ F3			F50-0073-05	FUSE(5X20)	KP	
△ F4 ,5			F06-2021-05	FUSE (SEMKO) (250V T2AL)	MIY	
△ F5			F06-3027-05	FUSE (UL) (250V 3A)	KP	
△ F7			F50-0062-05	FUSE(5X20)	KP	
CN8 -13			J13-0075-05	FUSE CLIP		
CN8 -13			J13-0075-05	FUSE CLIP		
CN14,15			J13-0075-05	FUSE CLIP	MIY	
CN16,17			J13-0075-05	FUSE CLIP	KPMIY	
CN20,21			J13-0075-05	FUSE CLIP	KP	
R71 -74			RD14NB2E330J	RD 33 J 1/4W		
R75 -78			RS14KB3DR22J	FL-PROOF RS 0.22 J 2W		
R83 -86			RD14NB2E681J	RD 680 J 1/4W		
R87 ,88			RD14NB2E4R7J	RD 4.7 J 1/4W		
△ R130			RD14NB2E101J	RD 100 J 1/4W		
△ R159			RD14NB2E121J	RD 120 J 1/4W	MI	6
R173			RD14NB2E101J	RD 100 J 1/4W		
△ R187-190			RS14KB3D102J	FL-PROOF RS 1.0K J 2W		
R191			RD14NB2E152J	RD 1.5K J 1/4W		
R193			RD14NB2E152J	RD 1.5K J 1/4W		
△ R194			RS14KB3D221J	FL-PROOF RS 220 J 2W		
△ R198			R92-1844-05	CARBON 3.3M J 1/2W	KP	
△ R200			RD14NB2E100J	RD 10 J 1/4W		

L : Scandinavia K : USA P : Canada R : Mexico I : Malaysia  
Y : PX(Far East, Hawaii) T : Europe E : Europe G : Germany  
V : AAFES(Europe) X : Australia M : Other Areas  
6 : RXD-560

△ indicates safety critical components.

\* New Parts  
Parts without **Parts No.** are not supplied.  
Les articles non mentionnés dans le **Parts No.** ne sont pas fournis.  
Teile ohne **Parts No.** werden nicht geliefert.

20

Ref. No	Add-ress	New Parts	Parts No.	Description	Desti-nation	Re-marks
VR1		*	R31-0083-05	VARIABLE RESISTOR		
△ K1			S76-0060-05	MAGNETIC RELAY		
S1			S62-0055-05	SLIDE SWITCH	MIXYTE	
S1			S62-0055-05	SLIDE SWITCH	Q	
△ S2			S62-0001-05	SLIDE SWITCH	MIY	
D1 ,2			HSS104A	DIODE		
D1 ,2			1SS131	DIODE		
D5 ,6			HSS104A	DIODE		
D5 ,6			1SS131	DIODE		
D7			MTZJ5.1(B)	ZENER DIODE		
D7			UZ-5.1BSB	ZENER DIODE		
D8			MTZJ11(B)	ZENER DIODE	MIXYTE	
D8			MTZJ11(B)	ZENER DIODE	Q	
D8			MTZJ15(B)	ZENER DIODE	KP	
D8			UZ-11BSB	ZENER DIODE	MIXYTE	
D8			UZ-11BSB	ZENER DIODE	Q	
D8			UZ-15BSB	ZENER DIODE	KP	
D9 ,10			HSS104A	DIODE		
D9 ,10			1SS131	DIODE		
D11 ,12			MTZJ15(B)	ZENER DIODE	KP	
D11 ,12			MTZJ18(B)	ZENER DIODE	MIXYTE	
D11 ,12			MTZJ18(B)	ZENER DIODE	Q	
D11 ,12			UZ-15BSB	ZENER DIODE	KP	
D11 ,12			UZ-18BS	ZENER DIODE	MIXYTE	
D11 ,12			UZ-18BS	ZENER DIODE	Q	
D13 -15			HSS104A	DIODE		
D13 -15			1SS131	DIODE		
D16			MTZJ6.2(B)	ZENER DIODE	MI	6
D16			UZ-6.2BSB	ZENER DIODE	MI	
D17			MTZJ5.6(B)	ZENER DIODE		
D17			UZ-5.6BSB	ZENER DIODE		
D18 ,19			MTZJ16(B)	ZENER DIODE		
D18 ,19			UZ-16BSB	ZENER DIODE		
△ D20			D3SBA20F03	DIODE		
△ D20			RBV-402LFA	DIODE		
△ D21 ,22			HSS104A	DIODE		
△ D21 ,22			1SS131	DIODE		
D23			MTZJ5.6(B)	ZENER DIODE		
D23			UZ-5.6BSB	ZENER DIODE		
D24			HSS104A	DIODE		
D24			1SS131	DIODE		
△ D25 -27			S5688B	DIODE		
△ D25 -27			1SR139-400	DIODE		
△ D28			D3SBA20F03	DIODE		
△ D28			RBV-402LFA	DIODE		
D29 ,30			MTZJ4.7(B)	ZENER DIODE		
D29 ,30			UZ-4.7BSB	ZENER DIODE		
D31			MTZJ13(B)	ZENER DIODE		
D31			UZ-13BSB	ZENER DIODE		
D32 -36			HSS104A	DIODE		
D32 -36			1SS131	DIODE		
D37 ,38			HSS104A	DIODE		
D37 ,38			1SS131	DIODE		
D37 ,38			IC1	ANALOGUE IC	KPMIXY	
IC1			NJU7313AL		KPMIXY	

L : Scandinavia K : USA P : Canada R : Mexico I : Malaysia  
Y : PX(Far East, Hawaii) T : Europe E : Europe G : Germany  
V : AAFES(Europe) X : Australia M : Other Areas

△ indicates safety critical components.

PARTS LIST

RXD-500/700



\* New Parts

Parts without **Parts No.** are not supplied.Les articles non mentionnés dans le **Parts No.** ne sont pas fournis.Teile ohne **Parts No.** werden nicht geliefert.

21

Ref. No	Add-ress	New Parts	Parts No.	Description	Desti-nation	Re-marks
IC5		*	LC75393E	ANALOGUE IC		
IC6			NJM4565D-D	IC(OP AMP X2)		
IC7			M65844P	DI BI-POLAR IC	MI	6
IC8			BU4066BC	ANALOGUE IC	MI	6
IC8			TC4066BP	IC(ANALOG/ DIGITAL SW)	MI	6
△ IC9			TA78057S	IC(VOLTAGE REGULATOR/+5.75V)		
Q1 ,2			2SC2878(B)	TRANSISTOR		
Q3 ,4			2SC1740S(Q,R)	TRANSISTOR		
Q3 ,4			2SC2785(F,E)	TRANSISTOR		
Q5 -8			2SC1845(F,E)	TRANSISTOR		
Q5 -8			2SC2389S(S,E)	TRANSISTOR		
Q9 ,10			2SA992(F,E)	TRANSISTOR		
Q11 ,12			2SC4137F50(V,W)	TRANSISTOR		
Q13 ,14			2SD2493	TRANSISTOR		
△ Q15 ,16			2SB1624	TRANSISTOR		
Q17 ,18			2SC1845(F,E)	TRANSISTOR		
Q17 ,18			2SC2389S(S,E)	TRANSISTOR		
Q50			2SA1175(F,E)	TRANSISTOR		
Q50			2SA933AS(Q,R)	TRANSISTOR		
Q51 -53			2SA992(F,E)	TRANSISTOR		
Q54 ,55			2SC1845(F,E)	TRANSISTOR		
Q54 ,55			2SC2389S(S,E)	TRANSISTOR		
△ Q56			2SD1893	TRANSISTOR		
△ Q56		*	2SD1893*	TRANSISTOR	TE	
Q57 ,58			2SC1740S(Q,R)	TRANSISTOR		
Q57 ,58			2SC2785(F,E)	TRANSISTOR		
Q59			2SA1175(F,E)	TRANSISTOR		
Q59			2SA933AS(Q,R)	TRANSISTOR		
△ Q60		*	2SB1417(P)	TRANSISTOR		
△ Q60			2SB1640	TRANSISTOR		
△ Q61			2SD2012	TRANSISTOR		
△ Q61			2SD2061	TRANSISTOR		
Q62			2SC1740S(Q,R)	TRANSISTOR		
Q62			2SC2785(F,E)	TRANSISTOR		
<b>AUDIO UNIT (X09-461X-XX)</b>						
C1 ,2			CC45FSL1H221JM	CERAMIC	220PF	J
C5 ,6			CE04LW1H0R1M	ELECTRO	0.1UF	50WV
C7 ,8			CE04LW1C100M	ELECTRO	10UF	16WV
C9 ,10			CE04LW1H010M	ELECTRO	1.0UF	50WV
C11 ,12			CE04LW1C470M	ELECTRO	47UF	16WV
C13 ,14			CE04LW1C100M	ELECTRO	10UF	16WV
C15 -20			CE04LW1H010M	ELECTRO	1.0UF	50WV
C21 ,22			CK45FF1H223ZM	CERAMIC	0.022UF	Z
C23 ,24			C91-1560-05	METALIZED POLYESTER FILM C.		
C25 ,26			CK45FB1H222KM	CERAMIC	2200PF	K
C27 ,28			CQ93FMG1H683J	MYLAR	0.068UF	J
C29 ,30			CK45FB1H682KMU	CERAMIC	6800PF	K
C31 -34			CE04LW1H100M	ELECTRO	10UF	50WV
C35 -38			CF92FV1H154J	MF-C	0.15UF	J
C39 ,40			CE04LW1H010M	ELECTRO	1.0UF	50WV
C41 ,42			CE04LW1H3R3M	ELECTRO	3.3UF	50WV
C43 ,44			CE04LW1H4R7M	ELECTRO	4.7UF	50WV
C45 ,46			CK45FB1H102K	CERAMIC	1000PF	K
C47 ,48			CC45FSL1H470J	CERAMIC	47PF	J
C49 ,50			CE04LW1A101M	ELECTRO	100UF	10WV

L : Scandinavia K : USA P : Canada R : Mexico I : Malaysia

Y : PX(Far East, Hawaii)

T : Europe E : Europe

G : Germany

Y : AAFES(Europe)

X : Australia M : Other Areas

6 : RXD-560

△ indicates safety critical components.

\* New Parts

Parts without **Parts No.** are not supplied.Les articles non mentionnés dans le **Parts No.** ne sont pas fournis.Teile ohne **Parts No.** werden nicht geliefert.

22

Ref. No	Add-ress	New Parts	Parts No.	Description	Desti-nation	Re-marks
C51 ,52			CK45FB1H222K	CERAMIC	2200PF	K
C53 ,54			CC45FSL1H221JM	CERAMIC	220PF	J
C55 ,56			CC45FSL1H101J	CERAMIC	100PF	J
C57 ,58			CE04LW1H220M	ELECTRO	22UF	50WV
C59 ,60			C91-1551-05	METALIZED POLYESTER FILM C.		
C61 ,62			CQ93FMG1H153J	MYLAR	0.015UF	J
C63 ,64			C91-1554-05	METALIZED POLYESTER FILM C.		
C65 ,66			CQ93FMG1H104J	MYLAR	0.10UF	J
C65 ,66			C91-1554-05	METALIZED POLYESTER FILM C.		
△ C67 ,68			CE04LW1C470M	ELECTRO	47UF	16WV
C69 -72			CE04LW1H010M	ELECTRO	1.0UF	50WV
C73 ,74			CE04LW1H100M	ELECTRO	10UF	50WV
C77 ,78			CC45FSL1H270JM	CERAMIC	27PF	J
C79 ,80			CC45FSL1H331JM	CERAMIC	330PF	J
C100			CK45FF1H103ZMU	CERAMIC	0.010UF	Z
C101			CQ93FMG1H104J	MYLAR	0.10UF	J
C102			CK45FB1H471KMU	CERAMIC	470PF	K
C103,104			CK45FF1H103ZMU	CERAMIC	0.010UF	Z
C105,106			CE04LW1HR33M	ELECTRO	0.33UF	50WV
C107			CE04LW1HR47M	ELECTRO	0.47UF	50WV
C108			CK45FF1H472ZM	CERAMIC	4700PF	Z
C110			CE04LW1H010M	ELECTRO	1.0UF	50WV
C111			CC45FSL1H560JM	CERAMIC	56PF	J
C112			CQ93FMG1H823J	MYLAR	0.082UF	J
C113			CE04LW1C470M	ELECTRO	47UF	16WV
C114			CK45FB1H471KMU	CERAMIC	470PF	K
C115			CE04LW1H0R1M	ELECTRO	0.1UF	50WV
C116			C91-1549-05	MF-C	1.0UF	50WV
C117			CC45FSL1H100DM	CERAMIC	10PF	D
C118			CK45FB1H821KMU	CERAMIC	820PF	K
C119			CC45FSL1H101J	CERAMIC	100PF	J
C120			CE04LW1H010M	ELECTRO	1.0UF	50WV
C121			CK45FF1H103ZMU	CERAMIC	0.010UF	Z
C122			CK45FB1H222KMU	CERAMIC	2200PF	K
C123			C91-1551-05	METALIZED POLYESTER FILM C.		
C124,125			CE04LW1HR47M	ELECTRO	0.47UF	50WV
C126			C91-1549-05	MF-C	1.0UF	50WV
C127			CC45FSL1H101JM	CERAMIC	100PF	J
C128			CE04LW1A470M	ELECTRO	47UF	10WV
C129			C91-1551-05	METALIZED POLYESTER FILM C.		
C130			CK45FF1H103ZMU	CERAMIC	0.010UF	Z
C131			CK45FB1H222KMU	CERAMIC	2200PF	K
C132			CE04LW1H010M	ELECTRO	1.0UF	50WV
C133			C90-3714-05	ALMINUM ELECTROLYTIC C.		
C134			C90-3715-05	ELECTRO	4.7UF	35WV
C135			CE04LW1J101M	ELECTRO	100UF	63WV
C136			C90-3704-05	ALMINUM ELECTROLYTIC C.		
C137			C90-3694-05	ALMINUM ELECTROLYTIC C.		
C138			C90-3649-05	ELECTRO	47UF	16WV
C139			CE04LW1C470M	ELECTRO	47UF	16WV
C140			CE04LW1V471M	ELECTRO	470UF	35WV
C141			C90-3684-05	ALMINUM ELECTROLYTIC C.		
C142			CE04LW1V332M	ELECTRO	3300UF	35WV
C143,144		*	C90-3727-05	ELECTRO	3900UF	63WV
C145,146			CK45FF1H103ZMU	CERAMIC	0.010UF	Z

L : Scandinavia

K : USA

P : Canada

R : Mexico

I : Malaysia

Y : PX(Far East, Hawaii)

T : Europe

E : Europe

G : Germany

Y : AAFES(Europe)

X : Australia

M : Other Areas

△ indicates safety critical components.

RXD-500/700

PARTS LIST

\* New Parts  
Parts without **Parts No.** are not supplied.  
Les articles non mentionnés dans le **Parts No.** ne sont pas fournis.  
Teile ohne **Parts No.** werden nicht geliefert.

23

Ref. No	Add-ress	New Parts	Parts No.	Description	Desti-nation	Re-marks
C147 C148, 149 C150 C151 C152			C90-3714-05 CQ93FMG1H104J C90-3716-05 CE04LW1J221M C90-3715-05	ALUMINIUM ELECTROLYTIC C. MYLAR 0.10UF J ELECTRO 22UF 35WV ELECTRO 220UF 63WV ELECTRO 4.7UF 35WV		
C153, 154 C157 C158 C159 C160			C91-1567-05 CC45FSL1H050CM CE04LW1H010M CE04LW1H010M CC45FSL1H220J	MP-C 0.1UF J CERAMIC 5.0PF C ELECTRO 1.0UF 50WV ELECTRO 1.0UF 50WV CERAMIC 22PF J	MI TEQ	
C163 C164 C165 C166 C167			C90-3650-05 CC45FSL1H101J CE04LW1H2R2M CE04LW1A101M CE04LW1HR47M	ELECTRO 100UF 16WV CERAMIC 100PF J ELECTRO 2.2UF 50WV ELECTRO 100UF 10WV ELECTRO 0.47UF 50WV		
C168 C169 C170			CE04LW1A101M CQ93FMG1H104J CK45FF1H103ZMU	ELECTRO 100UF 10WV MYLAR 0.10UF J CERAMIC 0.010UF Z		
CN1 CN2 CN3 CN5 CN6			E40-4808-05 E40-8053-05 E40-4608-05 E40-4808-05 E40-4607-05	PIN ASSY PIN ASSY PIN ASSY PIN ASSY PIN ASSY		
CN7 J1 J1 J3 ,4 J5			E40-4632-05 E63-0200-05 E63-1001-05 E11-0336-05 E11-0280-05	PIN ASSY PHONO JACK PHONO JACK PHONE JACK PHONE JACK	TEQ KPMIXY	
J6 J6 J6 J6 J6			E70-0048-05 E70-0048-05 E70-0056-05 E70-0056-05 E70-0057-05	LOCK TERMINAL BOARD LOCK TERMINAL BOARD LOCK TERMINAL BOARD LOCK TERMINAL BOARD LOCK TERMINAL BOARD	MIXYTE Q MIXYTE Q KP	
△ F1 ,2 △ F1 ,2 △ F1 ,2 △ F3 △ F3			F05-4025-05 F05-4025-05 F05-6029-05 F05-2525-05 F05-2525-05	FUSE (SEMKO) (250V T4A L) FUSE (SEMKO) (250V T4A L) FUSE (UL) (125V 6A) FUSE (SEMKO) (250V T2.5AL) FUSE (SEMKO) (250V T2.5AL)	MIMYTE Q KP MIXYTE Q	
△ F3 △ F4 ,5 △ F5 △ F7			F50-0073-05 F06-2021-05 F50-0074-05 F50-0062-05	FUSE(5X20) FUSE (SEMKO) (250V T2AL) FUSE(5X20) FUSE(5X20)	KP MIY KP KP	
CN8 -13 CN8 -13 CN14,15 CN16,17 CN20,21			J13-0075-05 J13-0075-05 J13-0075-05 J13-0075-05 J13-0075-05	FUSE CLIP FUSE CLIP FUSE CLIP FUSE CLIP FUSE CLIP	MIY KPMIY KP	
CP1 ,2 R71 -74 R75 -78 R75 -78 R83 -86			R90-0826-05 RD14NB2E330J RS14KB3DR22J RS14KB3DR22J RD14NB2E681J	MULTI-COMP 0.22X2 J 5W RD 33 J 1/4W FL-PROOF RS 0.22 J 2W FL-PROOF RS 0.22 J 2W RD 680 J 1/4W	KP MIXYTE Q	
R87 ,88 △ R130			RD14NB2E4R7J RD14NB2E101J	RD 4.7 J 1/4W RD 100 J 1/4W		

L : Scandinavia    K : USA    P : Canada    R : Mexico    I : Malaysia  
Y : PX(Far East, Hawaii)    T : Europe    E : Europe    G : Germany  
Y : AAFES(Europe)    X : Australia    M : Other Areas

△ indicates safety critical components.

\* New Parts  
Parts without **Parts No.** are not supplied.  
Les articles non mentionnés dans le **Parts No.** ne sont pas fournis.  
Teile ohne **Parts No.** werden nicht geliefert.

24

Ref. No	Add-ress	New Parts	Parts No.	Description	Desti-nation	Re-marks
△ R159 R173 △ R187-190 R191 R193			RD14NB2E121J RD14NB2E101J RS14KB3D102J RD14NB2E152J RD14NB2E152J	RD 120 J 1/4W RD 100 J 1/4W FL-PROOF RS 1.0K J 2W RD 1.5K J 1/4W RD 1.5K J 1/4W	MI	
△ R194 △ R198 △ R200 VR1			RS14KB3D221J R92-1844-05 RD14NB2E100J R31-0083-05	FL-PROOF RS 220 J 2W CARBON 3.3M J 1/2W RD 10 J 1/4W VARIABLE RESISTOR	KP	
△ K1 S1 S1 △ S2			S76-0060-05 S62-0055-05 S62-0055-05 S62-0001-05	MAGNETIC RELAY SLIDE SWITCH SLIDE SWITCH SLIDE SWITCH	MIXYTE Q MIY	
D1 ,2 D1 ,2 D5 ,6 D5 ,6 D7			HSS104A 1SS131 HSS104A 1SS131 MTZJ5.1(B)	DIODE DIODE DIODE DIODE ZENER DIODE		
D7 D8 D8 D9 ,10 D9 ,10			UZ-5.1BSB MTZJ11(B) UZ-11BSB HSS104A 1SS131	ZENER DIODE ZENER DIODE ZENER DIODE DIODE DIODE		
D11 ,12 D11 ,12 D13 -15 D13 -15 D16			MTZJ24(B) UZ-24BS HSS104A 1SS131 MTZJ6.2(B)	ZENER DIODE ZENER DIODE DIODE DIODE ZENER DIODE	MI MI	
D16 D17 D17 D18 ,19 D18 ,19			UZ-6.2BSB MTZJ5.6(B) UZ-5.6BSB MTZJ16(B) UZ-16BSB	ZENER DIODE ZENER DIODE ZENER DIODE ZENER DIODE ZENER DIODE		
△ D20 △ D20 △ D21 ,22 △ D21 ,22 D23			D3SBA20F03 RBV-402LFA HSS104A 1SS131 MTZJ5.6(B)	DIODE DIODE DIODE DIODE ZENER DIODE		
D23 D24 D24 D25 -27 △ D25 -27			UZ-5.6BSB HSS104A 1SS131 S5688B 1SR139-400	ZENER DIODE DIODE DIODE DIODE DIODE		
△ D28 △ D28 D29 ,30 D29 ,30 D31			D3SBA20F03 RBV-402LFA MTZJ4.7(B) UZ-4.7BSB MTZJ13(B)	DIODE DIODE ZENER DIODE ZENER DIODE ZENER DIODE		
D31 D32 -36 D32 -36 D37 ,38 D37 ,38			UZ-13BSB HSS104A 1SS131 HSS104A 1SS131	ZENER DIODE DIODE DIODE DIODE DIODE	KPMIXY KPMIXY	
IC1			NJU7313AL	ANALOGUE IC		

L : Scandinavia    K : USA    P : Canada    R : Mexico    I : Malaysia  
Y : PX(Far East, Hawaii)    T : Europe    E : Europe    G : Germany  
Y : AAFES(Europe)    X : Australia    M : Other Areas

△ indicates safety critical components.

PARTS LIST

RXD-500/700

\* New Parts  
Parts without **Parts No.** are not supplied.  
Les articles non mentionnés dans le **Parts No.** ne sont pas fournis.  
Teile ohne **Parts No.** werden nicht geliefert.

25

Ref. No	Add-ress	New Parts	Parts No.	Description	Desti-nation	Re-marks
IC2 -4 IC5 IC6 IC7 IC8			NJM4565D-D LC75393E NJM4565D-D M65844P BU4066BC	IC(OP AMP X2) ANALOGUE IC IC(OP AMP X2) DI BI-POLAR IC ANALOGUE IC	MI MI	
Δ IC8 IC9 Q1 ,2 Q3 ,4 Q3 ,4			TC4066BP TA78057S 2SC2878(B) 2SC1740S(Q,R) 2SC2785(F,E)	IC(ANALOG/ DIGITAL SW) IC(VOLTAGE REGULATOR/+5.75V) TRANSISTOR TRANSISTOR TRANSISTOR	MI	
Q5 -8 Q5 -8 Q9 ,10 Q11 ,12 Q13 ,14			2SC1845(F,E) 2SC2389S(S,E) 2SA992(F,E) 2SC4137F50(V,W) 2SD2389	TRANSISTOR TRANSISTOR TRANSISTOR TRANSISTOR TRANSISTOR		
Δ Q15 ,16 Q17 ,18 Q17 ,18 Q50 Q50			2SB1559 2SC1845(F,E) 2SC2389S(S,E) 2SA1175(F,E) 2SA933AS(Q,R)	TRANSISTOR TRANSISTOR TRANSISTOR TRANSISTOR TRANSISTOR		
Q51 -53 Q54 ,55 Q54 ,55 Q56 Δ Q56			2SA992(F,E) 2SC1845(F,E) 2SC2389S(S,E) 2SD1893 2SD1893*	TRANSISTOR TRANSISTOR TRANSISTOR TRANSISTOR TRANSISTOR	MITE	
Q57 ,58 Q57 ,58 Q59 Q59 Δ Q60 Δ Q61 Δ Q61 Q62 Q62			2SC1740S(Q,R) 2SC2785(F,E) 2SA1175(F,E) 2SA933AS(Q,R) 2SB1417(P) 2SB1640 2SD2012 2SD2061 2SC1740S(Q,R) 2SC2785(F,E)	TRANSISTOR TRANSISTOR TRANSISTOR TRANSISTOR TRANSISTOR TRANSISTOR TRANSISTOR TRANSISTOR TRANSISTOR TRANSISTOR		
<b>DISPLAY UNIT (X14-4XXX-XX)</b>						
D12 D46 ,47 D49 -51			B30-2494-05 B30-2494-05 B30-2468-05	LED(GRN) LED(GRN) LED		
C1 C2 -4 C5 C6 ,7 C8			C90-3215-05 CK73FB1H103K CK73FB1H223K C90-3253-05 CE04LW1A470M	ELECTRO 220UF 6.3WV CHIP C 0.010UF K CHIP C 0.022UF K ELECTRO 1.0UF 50WV ELECTRO 47UF 10WV		
C9 C10 C11 C12 C13 -16			C90-3253-05 CC73FCH1H180J CC73FCH1H220J CE04LW1H010M CK73FB1E104K	ELECTRO 1.0UF 50WV CHIP C 18PF J CHIP C 22PF J ELECTRO 1.0UF 50WV CHIP C 0.10UF K		
C17 C18 ,19 C20 C21 -28 C29			CK73FB1H102K CK73EB1C105K CK73FB1H103K CK73FB1E104K CE04LW1H100M	CHIP C 1000PF K CHIP C 1.0UF K CHIP C 0.010UF K CHIP C 0.10UF K ELECTRO 10UF 50WV		

L : Scandinavia    K : USA    P : Canada    R : Mexico    I : Malaysia  
Y : PX(Far East, Hawaii)    T : Europe    E : Europe    G : Germany  
Y : AAFES(Europe)    X : Australia    M : Other Areas

Δ indicates safety critical components.

\* New Parts  
Parts without **Parts No.** are not supplied.  
Les articles non mentionnés dans le **Parts No.** ne sont pas fournis.  
Teile ohne **Parts No.** werden nicht geliefert.

26

Ref. No	Add-ress	New Parts	Parts No.	Description	Desti-nation	Re-marks
C30 C51 C52 C53 ,54 C55			CK73FB1H473K CK73FB1H103K CK73EB1C105K CK73FB1H103K CC73FSL1H561J	CHIP C 0.047UF K CHIP C 0.010UF K CHIP C 1.0UF K CHIP C 0.010UF K CHIP C 560PF J	TEQ TEQ TEQ TEQ	
C56 C57 C58 C59			CC73FSL1H331J CK73EB1C105K CC73FCH1H470J CC73FCH1H220J	CHIP C 330PF J CHIP C 1.0UF K CHIP C 47PF J CHIP C 22PF J	TEQ TEQ TEQ TEQ	
CN1	*		E40-4900-05	FLAT CABLE CONNECTOR		
-	*		J19-5756-03	HOLDER		
L1 L2 X1 X2 X3			L40-1001-17 L40-1091-17 L77-2173-05 L78-0605-05 L77-2002-05	SMALL FIXED INDUCTOR(10UH,K) SMALL FIXED INDUCTOR(1UH) CRYSTAL RESONATOR(32.768KHZ) RESONATOR (8.38MHZ) CRYSTAL RESONATOR(4.332MHZ)	TEQ TEQ TEQ	
CP1 CP2 R1 -5 R8 R11			R90-0864-05 R90-0908-05 RK73FB2A101J RK73FB2A101J RK73FB2A513J	MULTI-COMP 100KX14 MULTI-COMP 47KX10 CHIP R 100 J 1/10W CHIP R 100 J 1/10W CHIP R 51K J 1/10W		
R12 R14 -16 R17 R17 R18			RK73FB2A103J RK73FB2A123J RK73FB2A183J RK73FB2A562J RK73FB2A273J	CHIP R 10K J 1/10W CHIP R 12K J 1/10W CHIP R 18K J 1/10W CHIP R 5.6K J 1/10W CHIP R 27K J 1/10W	KPMIXY TEQ KPMIXY	
R18 R20 ,21 R25 ,26 R34 ,35 R36			RK73FB2A473J RK73FB2A473J RK73FB2A103J RK73FB2A473J RK73FB2A102J	CHIP R 47K J 1/10W CHIP R 47K J 1/10W CHIP R 10K J 1/10W CHIP R 47K J 1/10W CHIP R 1.0K J 1/10W	TEQ	
R37 R39 R41 R42 ,43 R48			RK73FB2A104J RK73FB2A104J RK73FB2A102J RK73FB2A473J RK73FB2A473J	CHIP R 100K J 1/10W CHIP R 100K J 1/10W CHIP R 1.0K J 1/10W CHIP R 47K J 1/10W CHIP R 47K J 1/10W		
R50 R52 R53 R54 R55			RK73FB2A473J RK73FB2A101J RK73FB2A475K RK73FB2A474J RK73FB2A103J	CHIP R 47K J 1/10W CHIP R 100 J 1/10W CHIP R 4.7M K 1/10W CHIP R 470K J 1/10W CHIP R 10K J 1/10W		
R61 -63 R64 R65 R66 R67			RK73FB2A102J RK73FB2A104J RK73FB2A102J RK73FB2A104J RK73FB2A102J	CHIP R 1.0K J 1/10W CHIP R 100K J 1/10W CHIP R 1.0K J 1/10W CHIP R 100K J 1/10W CHIP R 1.0K J 1/10W		
R68 R69 R70 R72 R74 ,75			RK73FB2A104J RK73FB2A102J RK73FB2A104J RK73FB2A104J RK73FB2A102J	CHIP R 100K J 1/10W CHIP R 1.0K J 1/10W CHIP R 100K J 1/10W CHIP R 100K J 1/10W CHIP R 1.0K J 1/10W		
R76 -79 R80			RK73FB2A104J RK73FB2A223J	CHIP R 100K J 1/10W CHIP R 22K J 1/10W		

L : Scandinavia    K : USA    P : Canada    R : Mexico    I : Malaysia  
Y : PX(Far East, Hawaii)    T : Europe    E : Europe    G : Germany  
Y : AAFES(Europe)    X : Australia    M : Other Areas

Δ indicates safety critical components.

\* New Parts

Parts without **Parts No.** are not supplied.

Les articles non mentionnés dans le **Parts No.** ne sont pas fournis.

Teile ohne **Parts No.** werden nicht geliefert.

27

Ref. No	Add-ress	New Parts	Parts No.	Description	Desti-nation	Re-marks
R81			RK73FB2A103J	CHIP R 10K J 1/10W		
R82			RK73FB2A223J	CHIP R 22K J 1/10W		
R84			RK73FB2A273J	CHIP R 27K J 1/10W		
R85			RK73FB2A103J	CHIP R 10K J 1/10W		
R86			RK73FB2A223J	CHIP R 22K J 1/10W		
R87			RK73FB2A103J	CHIP R 10K J 1/10W		
R88			RK73FB2A223J	CHIP R 22K J 1/10W		
R90			RK73FB2A273J	CHIP R 27K J 1/10W		
R91			RK73FB2A103J	CHIP R 10K J 1/10W		
R96			RK73FB2A104J	CHIP R 100K J 1/10W		
R97			RK73FB2A223J	CHIP R 22K J 1/10W		
R98			RK73FB2A103J	CHIP R 10K J 1/10W		
R99			RK73FB2A223J	CHIP R 22K J 1/10W		
R100			RK73FB2A103J	CHIP R 10K J 1/10W		
R104,105			RK73FB2A104J	CHIP R 100K J 1/10W		
R152			RK73FB2A223J	CHIP R 22K J 1/10W	TEQ	
R153			RK73FB2A473J	CHIP R 47K J 1/10W	TEQ	
R154			RK73FB2A101J	CHIP R 100 J 1/10W	TEQ	
R156			RK73FB2A222J	CHIP R 2.2K J 1/10W	TEQ	
W121-127			R92-0670-05	CHIP R 0 OHM		
S1 -40			S70-0031-05	TACT SWITCH		
S41			T99-0559-05	ROTARY ENCODER		
D1			HSS104A	DIODE		
D1			1SS131	DIODE		
D8 -11			HSS104A	DIODE		
D8 -11			1SS131	DIODE		
D13			MTZJ6.8(B)	ZENER DIODE		
D13			UZ-6.8BSB	ZENER DIODE		
D14 -19			HSS104A	DIODE		
D14 -19			1SS131	DIODE		
D20			HSS104A	DIODE	MIXYEQ	
D20			1SS131	DIODE	MIXYEQ	
D21			HSS104A	DIODE	MIXYTQ	
D21			1SS131	DIODE	MIXYTQ	
D22			HSS104A	DIODE	TEQ	
D22			1SS131	DIODE	TEQ	
D23			HSS104A	DIODE	M	2
D23			1SS131	DIODE	M	2
D24			HSS104A	DIODE	MI	
D24			1SS131	DIODE	MI	
D26 -44			HSS104A	DIODE		
D26 -44			1SS131	DIODE		
D48			HSS104A	DIODE		
D48			1SS131	DIODE		
D52 -55			HSS104A	DIODE		
D52 -55			1SS131	DIODE		
ED1		*	FIP10HMMW6R	INDICATOR TUBE		
IC1			M38199MF-065FP	MI-COM IC		
IC2			BA3834S	ANALOGUE IC		
IC3			PST993D-T	ANALOGUE IC		
IC3			S-806D-Z	ANALOGUE IC		
IC4			SAA6579	ANALOGUE IC	TEQ	
Q1 -12			2SC4081	TRANSISTOR		

L : Scandinavia K : USA P : Canada R : Mexico I : Malaysia

Y : PX(Far East, Hawaii) T : Europe E : Europe G : Germany

Y : AAFES(Europe) X : Australia M : Other Areas

Z : RXD-720S

⚠ indicates safety critical components.

\* New Parts

Parts without **Parts No.** are not supplied.

Les articles non mentionnés dans le **Parts No.** ne sont pas fournis.

Teile ohne **Parts No.** werden nicht geliefert.

28

Ref. No	Add-ress	New Parts	Parts No.	Description	Desti-nation	Re-marks
Q13 -20			2SA1576A(R,S)	TRANSISTOR		
Q13 -20			2SB1218A(Q,R)	TRANSISTOR		
Q21			2SC4081	TRANSISTOR		
A1			W02-2561-05	ELECTRIC CIRCUIT MODULE		
<b>CASSETTE MECHANISM UNIT (X28-2880-20)</b>						
C1 ,2			CK45FB1H561K	CERAMIC 560PF K		
C3 ,4			CE04LW1C100M	ELECTRO 10UF 16WV		
C5 ,6			CK45FB1H391K	CERAMIC 390PF K		
C7 ,8			CE04LW1C220M	ELECTRO 22UF 16WV		
C9 ,10			CQ93FMG1H223J	MYLAR 0.022UF J		
C11 ,12			CK45FB1H332K	CERAMIC 3300PF K		
C15 ,16			CE04LW1H010M	ELECTRO 1.0UF 50WV		
C17 ,18			CK45FB1H471K	CERAMIC 470PF K		
C19 ,20			CE04LW1C100M	ELECTRO 10UF 16WV		
C21 ,22			CK45FB1H391K	CERAMIC 390PF K		
C23 ,24			CE04LW1C220M	ELECTRO 22UF 16WV		
C25 ,26			CQ93FMG1H223J	MYLAR 0.022UF J		
C27 ,28			CK45FB1H332K	CERAMIC 3300PF K		
C29 ,30			CE04LW1H010M	ELECTRO 1.0UF 50WV		
C31 ,32			CK45FB1H682K	CERAMIC 6800PF K		
C33 ,34			CK45FB1H102K	CERAMIC 1000PF K		
C35 ,36			CE04LW1HR47M	ELECTRO 0.47UF 50WV		
C37 ,38			CE04LW1H2R2M	ELECTRO 2.2UF 50WV		
C39 ,40			CE04LW1H0R1M	ELECTRO 0.1UF 50WV		
C41 ,42			CE04LW1C100M	ELECTRO 10UF 16WV		
C43 ,44			CE04LW1H2R2M	ELECTRO 2.2UF 50WV		
C45 ,46			CE04LW1HR47M	ELECTRO 0.47UF 50WV		
C47 ,48			CE04LW1H2R2M	ELECTRO 2.2UF 50WV		
C49 -52			CC45FSL1H221J	CERAMIC 220PF J		
C53 ,54			CQ93FMG1H472J	MYLAR 4700PF J		
C55			CE04LW1H010M	ELECTRO 1.0UF 50WV		
C56			CQ93FMG1H103J	MYLAR 0.010UF J		
C57			CE04LW1H0R1M	ELECTRO 0.1UF 50WV		
C58			CE04LW1C101M	ELECTRO 100UF 16WV		
C59 ,60			CE04LW1C220M	ELECTRO 22UF 16WV		
C61 ,62			CE04LW1C101M	ELECTRO 100UF 16WV		
C63			CE04LW1V4R7M	ELECTRO 4.7UF 35WV		
C64			CQ93FMG1H472J	MYLAR 4700PF J		
C65			CQ93FMG1H103J	MYLAR 0.010UF J		
C66			CQ93FMG1H472J	MYLAR 4700PF J		
C67			CQ93HP2A103J	MYLAR 0.010UF J		
C68		*	CK45FB2H471K	CERAMIC 470PF K		
C70 ,71			CE04LW1C100M	ELECTRO 10UF 16WV		
C73			CK45FF1H103Z	CERAMIC 0.010UF Z		
C74			CC45FSL1H101J	CERAMIC 100PF J		
C75 ,76			CK45FF1H103Z	CERAMIC 0.010UF Z		
C77			CE04LW1C331M	ELECTRO 330UF 16WV		
CN1			E40-3247-05	PIN ASSY		
CN2			E40-3250-05	PIN ASSY		
CN3 ,4			E40-4609-05	PIN ASSY		
CN5			E40-4900-05	FLAT CABLE CONNECTOR		
CN6			E40-4977-05	PIN ASSY		

L : Scandinavia K : USA P : Canada R : Mexico I : Malaysia

Y : PX(Far East, Hawaii) T : Europe E : Europe G : Germany

Y : AAFES(Europe) X : Australia M : Other Areas

⚠ indicates safety critical components.

PARTS LIST

RXD-500/700

\* New Parts  
Parts without **Parts No.** are not supplied.  
Les articles non mentionnés dans le **Parts No.** ne sont pas fournis.  
Teile ohne **Parts No.** werden nicht geliefert.

29

Ref. No	Add-ress	New Parts	Parts No.	Description	Desti-nation	Re-marks
L1 ,2 L5 ,6 L7		*	L79-1242-05 L40-1035-29 L32-0592-05	LC FILTER SMALL FIXED INDUCTOR(10MH, J) BIAS OSCILLATING COIL		
△ R43 △ R53 △ R62 R94 VR1 ,2			RD14NB2E100J RD14NB2E100J RD14NB2E101J RD14NB2E1R5J R12-0605-05	RD 10 J 1/4W RD 10 J 1/4W RD 100 J 1/4W RD 1.5 J 1/4W TRIMMING POT.(220)		
VR3 ,4 VR5 ,6 VR7 ,8			R12-5651-05 R12-1616-05 R12-0605-05	TRIMMING POT.(100K) TRIMMING POT.(1K) TRIMMING POT.(220)		
D1 -4 D1 -4 D5 D5 IC1			HSS104 1SS133 MTZJ2.7(B) UZ-2.7BSB HA12209F	DIODE DIODE ZENER DIODE ZENER DIODE ANALOGUE IC		
IC2 ,3 IC4 IC5 IC6 Q1 -4		*	BA328 BA3126N BA10393 NJU3714D 2SC3246	IC ANALOGUE IC ANALOGUE IC MOS-IC TRANSISTOR		
△ Q5 Q7 ,8 Q7 ,8 Q9 Q9			2SC2003(L,K) 2SC1740S(Q,R) 2SC2785(F,E) DTA124ESA UN4112	TRANSISTOR TRANSISTOR TRANSISTOR DIGITAL TRANSISTOR DIGITAL TRANSISTOR		
Q10 ,11 Q12 Q12			2SC1845(F,E) DTC124ESA UN4212	TRANSISTOR DIGITAL TRANSISTOR DIGITAL TRANSISTOR		
<b>CD MECHANISM UNIT (X32-3270-20)</b>						
C1 C2 C3 C4 C5			CQ93FMG1H103J CQ93FMG1H472J CC45FSL1H470J CE04LW1HR47M CE04LW1A101M	MYLAR 0.010UF J MYLAR 4700PF J CERAMIC 47PF J ELECTRO 0.47UF 50WV ELECTRO 100UF 10WV		
C6 C7 C8 ,9 C11 C12			CQ93FMG1H223J CE04HW1H2R2M CQ93FMG1H104J CC45FSL1H221J CK45FF1H473Z	MYLAR 0.022UF J NP-ELEC 2.2UF 50WV MYLAR 0.10UF J CERAMIC 220PF J CERAMIC 0.047UF Z		
C13 C14 C15 C16 C17			CE04LW1H100M CQ93FMG1H333J CQ93FMG1H103J CC45FSL1H151J CE04HW1E100M	ELECTRO 10UF 50WV MYLAR 0.033UF J MYLAR 0.010UF J CERAMIC 150PF J NP-ELEC 10UF 25WV		
C18 C19 C20 C21 ,22 C23			CQ93FMG1H103J CQ93FMG1H333J CE04LW1A101M CK45FF1H103Z CQ93FMG1H333J	MYLAR 0.010UF J MYLAR 0.033UF J ELECTRO 100UF 10WV CERAMIC 0.010UF Z MYLAR 0.033UF J		
C24 C25 C26 C28			CQ93FMG1H103J CQ93FMG1H222J CQ93FMG1H103J CC45FSL1H560J	MYLAR 0.010UF J MYLAR 2200PF J MYLAR 0.010UF J CERAMIC 56PF J		

L : Scandinavia K : USA P : Canada R : Mexico I : Malaysia  
Y : PX(Far East, Hawaii) T : Europe E : Europe G : Germany  
Y : AAFES(Europe) X : Australia M : Other Areas

△ indicates safety critical components.

\* New Parts  
Parts without **Parts No.** are not supplied.  
Les articles non mentionnés dans le **Parts No.** ne sont pas fournis.  
Teile ohne **Parts No.** werden nicht geliefert.

30

Ref. No	Add-ress	New Parts	Parts No.	Description	Desti-nation	Re-marks
C29 C30 C31 C32 C33			CE04LW1A101M CQ93FMG1H333J CK45FF1H473Z CK45FF1H103Z CE04LW1HR47M	ELECTRO 100UF 10WV MYLAR 3300PF J CERAMIC 0.047UF Z CERAMIC 0.010UF Z ELECTRO 0.47UF 50WV		
C34 C35 C36 C37 ,38 C40			CE04LW0J331M CE04LW1H010M CK45FB1H391K CK45FF1H103Z CK45FF1H103Z	ELECTRO 330UF 6.3WV ELECTRO 1.0UF 50WV CERAMIC 390PF K CERAMIC 0.010UF Z CERAMIC 0.010UF Z		
C41 C42 C44 C47 ,48 C51 ,52			CE04LW1C101M CK45FF1H103Z CE04LW1C331M CC45FSL1H271J CE04LW1H100M	ELECTRO 100UF 16WV CERAMIC 0.010UF Z ELECTRO 330UF 16WV CERAMIC 270PF J ELECTRO 10UF 50WV		
C53 ,54 C55 -57 C62 C63 -65 C66			CQ93FMG1H152J CK45FF1H103Z CK45FF1H103Z CC45FSL1H101J CK45FF1H103Z	MYLAR 1500PF J CERAMIC 0.010UF Z CERAMIC 0.010UF Z CERAMIC 100PF J CERAMIC 0.010UF Z		
C69 C70 C71 C72 ,73 C75			CC45FSL1H101J CK45FB1H152K CE04LW0J331M CK45FF1H103Z CK45FF1H103Z	CERAMIC 100PF J CERAMIC 1500PF K ELECTRO 330UF 6.3WV CERAMIC 0.010UF Z CERAMIC 0.010UF Z		
C79 ,80 C81			CE04LW1H100M CK45FF1H103Z	ELECTRO 10UF 50WV CERAMIC 0.010UF Z		
CN1 CN2 CN3 CN4 CN5			E40-8037-05 E40-4979-05 E40-4377-05 E40-4763-05 E40-3247-05	FLAT CABLE CONNECTOR PIN ASSY PIN ASSY PIN ASSY PIN ASSY		
CN6 CN7			E40-4762-05 E40-3258-05	PIN ASSY PIN ASSY		
E3 ,4			J11-0098-05	WIRE CLAMPER		
L1 X1			L40-1001-17 L78-0299-05	SMALL FIXED INDUCTOR(10UH,K) RESONATOR (16.93M)		
△ R59 △ R60 △ R83 △ R121,122 VR1		*	RD14NB2E1R0J RD14NB2E4R7J RD14NB2E3R3J RD14NB2E6R8J R12-3102-05	RD 1 J 1/4W RD 4.7 J 1/4W RD 3.3 J 1/4W RD 6.8 J 1/4W TRIMMING POT.		
VR2 ,3			R12-3103-05	TRIMMING POT.(47K 37)		
D1 -5 D1 -5 D7 -9 D7 -9 D10 ,11			HSS104 1SS133 HSS104 1SS133 S5688B	DIODE DIODE DIODE DIODE DIODE		
D10 ,11 D14 ,15 D14 ,15 D17 ,18			1SR139-400 HZ55.6N(B2) RD5.6ES(B2) HSS104	DIODE ZENER DIODE ZENER DIODE DIODE		

L : Scandinavia K : USA P : Canada R : Mexico I : Malaysia  
Y : PX(Far East, Hawaii) T : Europe E : Europe G : Germany  
Y : AAFES(Europe) X : Australia M : Other Areas

△ indicates safety critical components.

\* New Parts  
Parts without **Parts No.** are not supplied.  
Les articles non mentionnés dans le **Parts No.** ne sont pas fournis.  
Teile ohne **Parts No.** werden nicht geliefert.

31

Ref. No	Add-ress	New Parts	Parts No.	Description	Desti-nation	Re-marks
D17 ,18 IC1 IC2 IC3 IC4			1SS133 CXA1782BQ*1 * CXD2509Q LA6537 * LB1648	DIODE ANALOGUE IC MOS-IC ANALOGUE IC ANALOGUE IC		
IC5 IC6 Q1 Q1 Q2			NJU3711D TC74HC166AP 2SC1740S(Q,R) 2SC2785(F,E) 2SA954(L,K)	MOS-IC IC(8BIT SHIFT REGISTER) TRANSISTOR TRANSISTOR TRANSISTOR		
Q3 ,4 Q3 ,4 Q5 Q7 ,8 Q7 ,8			DTA124ESA UN4112 2SA1286-T11 2SA1175(F,E) 2SA933AS(Q,R)	DIGITAL TRANSISTOR DIGITAL TRANSISTOR TRANSISTOR TRANSISTOR TRANSISTOR		
Q9 ,10			2SC2878(B)	TRANSISTOR		

### CD MECHANISM (D40-1544-08)

101 102	3B 3A		A10-3119-08 A15-0089-08	CHASSIS (MAIN) FRAME (MD-B)		
105 108 109 110 113	2A 2A 2B 2A 1A		D10-3538-08 D10-3638-08 D10-3496-08 D10-3659-04 D13-1599-08	SLIDER (LIFT) LEVER (BRAKE) FRICTION ARM ASSY FEED SHAFT GEAR (IDLER)		
114 115 117 118 119	2B 2B 3A 1A 2A		D13-1600-08 D13-1601-08 D13-1603-08 D13-1604-08 D13-1765-03	GEAR (LOAD) GEAR (CENTER) CAM GEAR(UP/DOWN) GEAR (HELICAL) GEAR		
120 122 123 125 126	2B,3B 2B 2B 2B 2A		D14-0361-08 D15-0366-08 D16-0363-08 D21-1762-08 D13-1763-04	ROLLER (TRAY) PULLEY (LOAD) DRIVE BELT SHAFT (PULLEY) GEAR (MIDDLE)		
132 133 134 135 136	1I 1I 1I 1I 1I		E35-0811-08 E35-1184-08 E35-1185-08 E35-1186-08 E35-1187-08	3P WIRE 6P WIRE 6P FLAT WIRE 6P WIRE (TU-D) 16P FLAT CABLE CONNECTOR		
137 140 141 142 143	3A 1A 2A 1B 1B		E40-3264-05 F07-0773-08 N19-1441-08 F07-0770-08 N19-1435-05	CONNECTOR COVER (TRAY) WASHER COVER FLAT WASHER		
145 146 148 149 150	3A 3A 3A 2B 2A		G01-3806-18 G01-3807-18 G01-3663-08 G01-3664-08 G01-3931-08	SPRING (MD-G) SPRING (MD-H) SPRING (CAM) SPRING (LOCK) SPRING (BRAKE)		
151 152 153	2A 1A,1B 3B		G01-3768-08 G16-0821-04 G16-0856-08	SPRING (LEFT) SHEET (TRAY) FILAMENT TAPE		

L : Scandinavia K : USA P : Canada R : Mexico I : Malaysia  
Y : PX(Far East, Hawaii) T : Europe E : Europe G : Germany  
Y : AAFES(Europe) X : Australia M : Other Areas

△ indicates safety critical components.

\* New Parts  
Parts without **Parts No.** are not supplied.  
Les articles non mentionnés dans le **Parts No.** ne sont pas fournis.  
Teile ohne **Parts No.** werden nicht geliefert.

32

Ref. No	Add-ress	New Parts	Parts No.	Description	Desti-nation	Re-marks
155 156 157 158 159	2A 2B 1B 2B 2B,3B		J02-1133-08 J11-0813-08 J19-3758-08 J19-3660-08 J19-3661-08	INSULATOR CLAMPER BRACKET (CLAMP) BRACKET (GEAR) BRACKET (TRAY)		
160 161 162 163	3A 1A 1A 2A		J61-0081-05 J99-0541-08 J99-0542-08 J90-0844-03	SK BINDER SKB-100 TRAY (SLIDE) TRAY (ROTARY) GUIDE (RAIL)		
L M N P Q			N09-2658-08 N09-3053-08 N09-3107-08 N09-3140-08 N09-3141-08	SCREW SCREW SCREW SCREW SCREW		
165 166 167	2B 1A,2A 3A		S33-2061-05 S64-0015-08 S74-0065-05	LEVER SWITCH LEVER SWITCH JPS1220-0201 LEAF SWITCH		
171 DM FM LM PU	1B 3A 3A 3B 3A		T99-0544-05 A11-1114-08 T42-0872-08 T42-0682-08 T25-0050-05	MAGNET T T CHASSIS ASSY FEED MOTOR ASSY MOTOR PULLEY ASSY PICKUP (KCP1H)		
RTM	2B		T42-0683-08	MOTOR WORM ASSY		

### CASSETTE DECK (D40-1545-08)

401 402 403 404 405	1D 2C 1E 2E 1C		A10-3340-08 A10-3350-08 A11-1119-08 D01-0201-08 D01-0202-08	CHASSIS HEAD CHASSIS MECHA BASE ASSY FLYWHEEL ASSY (R) FLYWHEEL ASSY (L)		
406 407 408 409 410	2D 1C 2E 2E 2D		D10-3711-08 D10-3712-08 D10-3717-08 D10-3718-08 D13-1809-08	INTER LOCK ARM (BR)B INTER LOCK ARM (BL)A TRIGGER ARM BRAKE ARM CAM GEAR		
411 412 413 414 415	1E 1D 1C,2C 1C,2C 1C,2E		D13-1810-08 D13-1811-08 D13-1813-08 D13-1814-08 D13-1812-08	IDLER GEAR (REM) IDLER GEAR RETURN GEAR ROTATOR REEL GEAR		
416 417 418 419 420	2D 2C0 1D 2E 2E		D14-0387-08 D14-0388-08 D15-0400-08 D16-0716-08 D16-0717-08	PINCH ASSY (R) PINCH ASSY (L) PULLEY GEAR DRIVE BELT CLUTCH BELT (W)		
421 422 423 424 425	1D 2C 2D 1D,1E 1E		D19-0306-08 D23-0329-08 D23-0330-08 E30-2409-08 E35-0986-08	CLUTCH ASSY HOUSING ASSY (L) HOUSING ASSY (R) LED 15P FLAT RIBBON WIRE		
426 427 428 429 430	2E 1E 2C 1C,2D 2E		E35-1817-08 E35-1818-08 E35-1820-08 G01-3709-08 G01-3990-08	HEAD WIRE (PB) MOTOR WIRE HEAD WIRE (RP) B.T SPRING TRIGGER ARM SP		

L : Scandinavia K : USA P : Canada R : Mexico I : Malaysia  
Y : PX(Far East, Hawaii) T : Europe E : Europe G : Germany  
Y : AAFES(Europe) X : Australia M : Other Areas

△ indicates safety critical components.

PARTS LIST

RXD-500/700

## PARTS LIST

33

\* New Parts  
Parts without **Parts No.** are not supplied.  
Les articles non mentionnés dans le **Parts No.** ne sont pas fournis.  
Teile ohne **Parts No.** werden nicht geliefert.

Ref. No	Add-ress	New Parts	Parts No.	Description	Desti-nation	Re-marks
431	1D		G01-3991-08	CLUTCH ARM SP		
432	2C		G01-3992-08	HERD RETURN SP		
433	2D		G01-3993-08	HERD CHASSIS SP		
434	1C,2C		G01-3994-08	RETURN GEAR SP		
435	1C,2C		G01-3995-08	EARTH SP		
436	1C		G01-3996-08	INTER LOCK SP (BL)		
437	1C,2D		G01-3997-08	INTER LOCK SP (C)		
438	2E		G01-3998-08	BRAKE ARM SP		
439	2D		G01-3999-08	INTER LOCK SP (BR)		
440	1D		G02-0913-08	PACK SP		
441	1C,2C		G02-1623-08	AZIMUTH PLATE		
442	1C,2C		G11-2100-08	HEAD WIRE CLAMP		
443	1E		J19-3652-08	CABLE HOLDER		
444	2C		J19-5827-08	CONNECTOR (3P) S3B-PH		
445	2C		J19-5828-08	CONNECTOR S6B-PH		
446	2D		J21-6473-08	H/D RETURN PLATE		
447	1C,2C		J21-6474-08	HEAD PLATE		
448	2D		J21-6500-08	BKT (B)		
449	1E		J26-0063-08	MECHA PCB (CHL)		
450	1C,2C		J31-0877-08	ROTATOR COLLAR		
451	1C,2C		J39-0200-08	HEAD BASE		
452	1C,2D		J42-0183-08	REEL BUSH		
453	2E		J69-0086-08	FILAMENT TAPE		
454	2D		J90-0849-08	CASSETTE GUIDE		
455	1C,2D		D19-0270-08	REEL CAP (A)		
473	1D,1E		RD14BB2C222J	RESISTOR 2.2ohm		
474	1E		RD14BB2C471J	RESISTOR 470ohm		
475	1E		S74-0033-08	REC SWITCH		
476	1E		S74-0042-08	PLAY SWITCH		
479	1E		T42-0884-08	MOTOR ASSY		
480	1E		T94-0239-08	SOLENOID ASSY		
481	1E		T95-0154-08	PHOTO INTERRUPTER		
482	2C		W02-2599-08	HEAD PCB		
CB			N09-1497-08	TAPTITE SCREW 2X5		
CC			N09-3384-08	TAPPING SCREW 1.7X8		
CD			N09-2877-08	TAPTITE SCREW 2X4		
CE			N09-2900-08	BIND TAPPING SCREW 2X6		
CF			N35-2604-08	BINDING SCREW 2.6X4		
CG			N09-3112-08	AZIMUTH SCREW		
CH			N09-3371-08	SCREW (CAM)		
CJ			N19-1439-08	POLY MASHER 4X7X.04CUT		
CK			N19-1355-08	NYLON WASHER 1.9X5X0.5		
CL			N19-1354-08	NYLON WASHER 2.19X5.5X0.5		
CM			N19-1387-08	TEFLON WASHER 4.1X5.5X0.25		
CN			N19-1384-08	POLY WASHER 2.1X5X0.25		
CP			N19-1388-08	POLY WASHER 1.57X4X0.5CUT		
CQ			N19-1385-08	POLY WASHER 2.3X4X0.25		
CR			N09-3366-08	SCREW (INTER LOCK)		
CA			N09-3372-08	HEAD SCREW		
CS			N19-1316-08	POLY WASHER 1.8X6X0.5CUT		
CT			N19-1288-08	POLY WASHER 1.57X5X0.5CUT		
PH	1C		T31-0074-08	POTATION HEAD		
RPEH	2C		T31-0075-08	ROTATION HEAD (RP) KC9142		

L : Scandinavia    K : USA    P : Canada    R : Mexico    I : Malaysia  
Y : PX(Far East, Hawaii)    T : Europe    E : Europe    G : Germany  
Y : AAFES(Europe)    X : Australia    M : Other Areas

⚠ indicates safety critical components.

## SPECIFICATIONS

### Main unit (RXD-750/700/550/500)

#### [Amplifier section]

Rated power output (RXD-750/700)

STEREO MODE

100 watts per channel minimum RMS, both channels driven, at 6Ω,  
1 kHz with no more than 10 % total harmonic distortion.

(DIN) 1 kHz at 6 Ω, 0.7 % T.H.D..... 70 W + 70 W

Rated power output (RXD-550/500)

STEREO MODE

70 watts per channel minimum RMS, both channels driven, at 6Ω,  
1 kHz with no more than 10 % total harmonic distortion.

(DIN) 1 kHz at 6 Ω, 0.7 % T.H.D..... 50 W + 50 W

Input sensitivity / Impedance

AUX ..... 200 mV / 30 kΩ

MIC ..... 3.0 mV / 20 kΩ

Signal to noise ratio

AUX ..... 85 dB (IHF'66)

#### [FM Tuner section]

Tuning frequency range ..... 87.5 MHz ~ 108 MHz

#### [MW (AM) Tuner section]

Tuning frequency range ..... 531 kHz ~ 1,602 kHz

#### [LW Tuner section]

Tuning frequency range ..... 153 kHz ~ 279 kHz

### [Cassette deck section]

Track ..... 4-track, 2-channel stereo

Recording system ..... AC bias system

(Frequency: 105 kHz)

Heads

A deck Playback head ..... 1

B deck Playback / recording head ..... 1

Erasing head ..... 1

Motors ..... 2

Fast winding time ..... Approx. 115 seconds

(C-60 tape)

### [CD player section]

Laser ..... Semiconductor laser

Playing rotation ..... 200 rpm ~ 500 rpm (CLV)

Wow & Flutter ..... Unmeasurable Limit

### General

Power consumption

RXD-750/700 ..... 200 W

RXD-550/500 ..... 150 W

Dimensions ..... W: 270 mm

H: 330 mm

D: 357 mm

Weight (net)

RXD-750/700 ..... 10.2kg

RXD-550/500 ..... 9.5 kg



# RXD-500/700

## SPECIFICATIONS

### Main unit

#### [Amplifier section]

Rated power output (RXD-720S/760/710/750/700)

100 watts per channel minimum RMS, both channels driven, at 6Ω,  
1 kHz with no more than 10 % total harmonic distortion.

Rated power output (RXD-520S/560/550/500)

70 watts per channel minimum RMS, both channels driven, at 6Ω,  
1 kHz with no more than 10 % total harmonic distortion.

Input sensitivity / Impedance

AUX ..... 200 mV / 30 kΩ

MIC ..... 3.0 mV / 22 kΩ

Output level / Impedance

SUPER WOOFER PRE OUT ..... 1.8 V / 3.3 kΩ

Signal to noise ratio

AUX ..... 85 dB (IHF'66)

#### [FM Tuner section]

Tuning frequency range ..... 87.5 MHz ~ 108 MHz

#### [AM (MW) Tuner section]

Tuning frequency range

9 kHz step ..... 531 kHz ~ 1,602 kHz

10 kHz step ..... 530 kHz ~ 1,610 kHz

#### [SW Tuner section] (RXD-720S/520S)

Tuning frequency range ..... 5.9 MHz ~ 17.9 MHz

#### [Cassette deck section]

Track ..... 4-track, 2-channel stereo

Recording system ..... AC bias system  
(Frequency: 105 kHz)

Heads

A deck Playback head ..... 1

B deck Playback / recording head ..... 1

Erasing head ..... 1

Motors ..... 2

Fast winding time ..... Approx. 115 seconds  
(C-60 tape)

#### [CD player section]

Laser ..... Semiconductor laser

Playing rotation ..... 200 rpm ~ 500 rpm (CLV)

Wow & Flutter ..... Unmeasurable Limit

#### General

Power consumption

RXD-720S/760/710/750/700 ..... 200 W

RXD-520S/560/550/500 ..... 150 W

Dimensions ..... W: 270 mm

H: 330 mm

D: 357 mm

Weight (net)

RXD-720S/760/710/750/700 ..... 10.2 kg

RXD-520S/560/550/500 ..... 9.5 kg



1. KENWOOD follows a policy of continuous advancements in development. For this reason specifications may be changed without notice.
2. Sufficient performance may not be exhibited at extremely cold locations (where water freezes).

#### Note:

Component and circuit are subject to modification to insure best operation under differing local conditions. This manual is based on Europe (E) standard, and provides information on regional circuit modification through use of alternate schematic diagrams, and information on regional component variations through use of parts list.

## KENWOOD CORPORATION

14-6, Dogenzaka 1-chome, Shibuya-ku, Tokyo, 150 Japan

### KENWOOD SERVICE CORPORATION

P.O. BOX 22745, 2201 East Dominguez St., Long Beach, CA 90801-5745, U.S.A.

### KENWOOD ELECTRONICS CANADA INC.

6070 Kestrel Road, Mississauga, Ontario, Canada L5T 1S8

### KENWOOD ELECTRONICS LATIN AMERICA S.A.

P.O. BOX 55-2791, Piso 6 plaza Chase, Cl. 47 y Aquilino de la Guardia Panama, Republic de Panama

### KENWOOD ELECTRONICS U.K. LIMITED

KENWOOD House, Dwight Road, Watford, Herts., WD1 8EB., United Kingdom

### KENWOOD ELECTRONICS BENELUX N.V.

Meachelsesteenweg 418, B-1930 Zaventem, Belgium

### KENWOOD ELECTRONICS DEUTSCHLAND GMBH

Rembrücker Str. 15, 63150 Heusenstamm, Germany

### KENWOOD ELECTRONICS FRANCE S.A.

13 Boulevard Ney, 75018 Paris, France

### KENWOOD ELECTRONICS ITALIA S.p.A.

Via G. Sirtori, 7/9 20129, Milano, Italy

### KENWOOD IBÉRICA S.A.

Bolivia, 239-08020 Barcelona, Spain

### KENWOOD ELECTRONICS AUSTRALIA PTY. LTD.

(A.C.N. 001499 074)

P.O. Box 504, 8 Figtree Drive, Australia Centre, Homebush, N.S.W. 2140, Australia

### KENWOOD & LEE ELECTRONICS, LTD.

Unit 3712-3724, Level 37, Tower 1, Metroplaza, 223 Hing Fong Road, Kwai Fong N.T., Hong Kong

### KENWOOD ELECTRONICS GULF FZE

P.O. Box 61318, Jebel Ali, Dubai, U.A.E.

### KENWOOD ELECTRONICS SINGAPORE PTE LTD.

No. 1 Genting Lane #02-02, KENWOOD Building, Singapore, 349544

### KENWOOD ELECTRONICS (MALAYSIA) SDN BHD.

#4.01 Level 4, Wisma Academy Lot 4A, Jalan 19/1 46300 Petaling Jaya Selangor Darul Ehsan Malaysia